

InfiBench: Evaluating the Question-Answering Capabilities of Code Large Language Models

Anonymous Author(s)

Affiliation

Address

email

Abstract

Large Language Models for code (code LLMs) have witnessed tremendous progress in recent years. With the rapid development of code LLMs, many popular evaluation benchmarks, such as HumanEval, DS-1000, and MBPP, have emerged to measure the performance of code LLMs with a particular focus on code generation tasks. However, they are insufficient to cover the full range of expected capabilities of code LLMs, which span beyond code generation to answering diverse coding-related questions. To fill this gap, we propose **InfiBench**, the **first large-scale freeform question-answering (QA) benchmark for code** to our knowledge, comprising 234 carefully selected high-quality Stack Overflow questions that span across 15 programming languages. InfiBench uses four types of model-free automatic metrics to evaluate response correctness where domain experts carefully concretize the criterion for each question. We conduct a systematic evaluation for over 100 latest code LLMs on InfiBench, leading to a series of novel and insightful findings. Our detailed analyses showcase potential directions for further advancement of code LLMs. InfiBench is fully open source and continuously expanding to foster more scientific and systematic practices for code LLM evaluation.

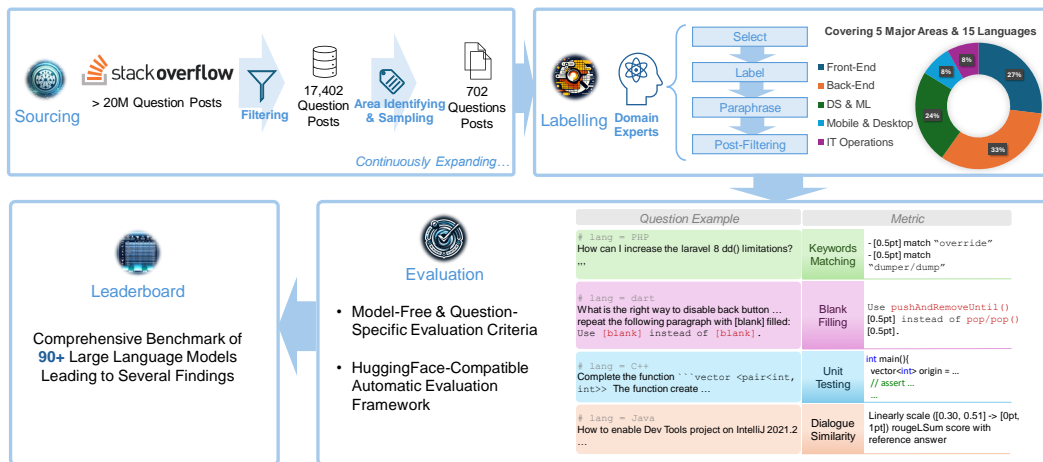


Figure 1: **InfiBench overview**. We construct the InfiBench benchmark by filtering high-quality and diverse question posts from Stack Overflow and annotating question-level evaluation criteria with domain experts. With an model-free automatic evaluation framework, we evaluate over 100 latest code LLMs (one of the most extensive evaluations for code LLMs to the best of our knowledge), leading to several insightful findings.

Table 1: **Comparison between InfiBench and common existing benchmarks.** Existing benchmarks weigh heavily on code generation, unit-test-based evaluation, and a limited set of programming languages. InfiBench processes a much higher diversity to reflect real-world code LLMs’ usage scenarios and is far from saturation.

Benchmark	Domain	# Question	Evaluation	Data Source	Highest LLM Score
HumanEval [9]	Python Programming	164	Test Cases	Hand-Written	90.2%
MBPP [3]	Python Programming	974	Test Cases	Hand-Written	81.1%
APPS [15]	Python Programming	10,000	Test Cases	Competitions	/ (no report yet)
DS-1000 [18]	Python Programming	1,000	Test Cases + Surface Form Constraints	StackOverflow	/ (no report yet)
HumanEval+ [23]	Python Programming	164	Augmented Test Cases	HumanEval	86.6%
HumanEvalPack [27]	Repair, Explain, Generation in 6 Languages	2,952	Test Cases	HumanEval	47.8%/52.1%/78.3%
InfiBench	Free-Form Code Question Answering in 15 Languages	234	Keyword + Blank Filling + Test Cases + Text Similarity	Stack Overflow	70.64%

1 Introduction

In recent years, Large Language Models (LLMs) have been revolutionizing the software development landscape [16, 11], showing exceedingly strong and comprehensive capabilities in comprehending, generating, debugging, and summarizing code [9, 20]. For example, code LLMs-powered products like GitHub Copilot [13] have reached millions of active users within just one year of their launch.

Alongside the huge success of proprietary LLMs such as GPT-3.5 / GPT-4 [30] and Gemini [12], the development of open-source code LLMs¹ [29, 36, 32, 25] has been advancing at an unprecedented fast pace. As of Jun 2024, the Hugging Face Open LLM Leaderboard [4] has cataloged over 3,300 submissions of such models.




Figure 2: A challenging question paraphrased from Stack Overflow where GPT-4 fails to answer.

benchmarks, e.g., GPT-4 has already achieved 90.2% Pass@1 score on HumanEval [31], while in real-world scenarios, GPT-4 can still fail as exemplified in Figure 2. *Can we systematically and comprehensively evaluate code LLMs’ abilities in challenging real-world usage scenarios?*

To answer the question, we introduce InfiBench, a systematic benchmark for evaluating the free-form question-answering capabilities of code LLMs. As the first benchmark of its kind, the core principle of InfiBench is to maximize its representativeness of how developers interact with and utilize such models in real-world scenarios. To achieve this, InfiBench comprises 234 questions² that are carefully selected and proportionally filtered from the natural high-quality question distribution of Stack Overflow, without any constraints on topics, programming languages, question types, or answer forms. As a result, the curated 234 questions span 15 programming languages and 5 major areas: *front-end*, *back-end*, *DS&ML* (data science and machine learning), *mobile and desktop*, and *ITOps* (information technology operations).

¹We define code LLMs as LLMs that show decent capabilities in the code domain, no matter whether they are exclusively trained or finetuned with code data or not.

²At similar magnitude as HumanEval which has 164 questions.

Question diversity comes with evaluation complexity. Unlike code generation or multiple-choice benchmarks, which can be evaluated through standardized methods like unit testing, there is no universal metric for response correctness for free-form questions. On the other hand, model-based evaluations such as those involving GPT-4 are not only costly but also raise concerns about privacy and bias. To mitigate the evaluation challenge, InfiBench includes an automatic evaluation framework that integrates four types of model-free metrics: keyword matching, blank filling, unit testing, and dialogue similarity. For each question, we invite industry domain experts to paraphrase the prompt, select the most appropriate metric, and write down the concrete criteria using domain-specific knowledge, with highly-voted answers from Stack Overflow as a reference. These questions and evaluation criteria are then cross-validated to ensure correctness and objectiveness and further calibrated to improve consistency across languages.

As a novel and systematic benchmark disjoint with existing ones in terms of both forms and data sources, we believe that InfiBench is an ideal tool to measure existing code LLMs objectively. Hence, we conduct a systematic evaluation for **over 100 code LLMs** spanning both proprietary and open-source worlds using the InfiBench framework — the latest and most extensive evaluation for code LLMs to the best of our knowledge. Our evaluation leads to several insightful findings: (1) On InfiBench, GPT-4 achieves a score of 70.64%, being far from perfect but still far exceeding the most capable open-source models as of Jun 2024. On the other hand, GPT3.5 is surpassed by a few open-source models. (2) At similar model sizes, coding LLMs are usually visibly stronger than general LLMs; finetuning LLMs are usually visibly stronger than base LLMs. (3) The performance differences between different model families are huge, where one model could surpass another with less than 1/10 parameters, highlighting the importance of training data quality and techniques. (4) The scaling law is empirically verified for open-source models with fewer than 40B parameters, but not for those with more, where a turning point emerges. InfiBench is fully open source under CC BY-SA 4.0 license, including both the benchmark and Hugging-Face-compatible evaluation tools, at <https://infi-coder.github.io/infibench> and continuously³ expanding.

2 Benchmark Creation

InfiBench is created from a high-quality subset of Stack Overflow questions up until June 14, 2023. In this section, we describe the data curation process and the evaluation framework in detail.

2.1 Data Curation

Stack Overflow is a question-and-answer website for developers with more than 24 million registered users as of Jun 2024 [34]. Since the website is a large collection of natural and diverse coding questions from real-world developers, we believe that questions from Stack Overflow can effectively evaluate code LLM’s capabilities in real-world usage scenarios.

The full Stack Overflow dataset contains 23.54 million question posts and 34.68 million answer posts. Each question post has a total view count. Each answer post is attached to a question and has a vote count. The question creator can choose one answer as officially accepted.

As we aim to create a benchmark where the correctness evaluation criteria are clear, we view the positively voted answers as an important reference source. Hence, we choose to keep only the questions that have at least three positively voted answers and an officially accepted answer, which turn out to be 1,090,238 questions. For these one million questions, we choose to keep questions that are frequently viewed and relatively new. To fulfill this criterion, we draw a scatter plot of these ≈ 1 million questions, plotting the number of days since their creation until June 14, 2023 (data collection end-date) on the x -axis against the logarithm of their view counts on the y -axis. As shown in Figure 3, we empirically determine to keep questions that lie above the line connecting $(0, 5)$ and $(3000, 15.5)$, resulting in a subset of 17,402 questions.

³In other words, infinitely, after which the benchmark is named.

Table 2: **InfiBench data statistics by area and language.** We uniformly sample a subset from the initial seed set (see Section 2.1) according to the area quota (see Section 2.2) for domain experts to select questions and annotate the correctness criterion to construct the benchmark.

Area	Language	Initial Seed Set	Tentative	Final InfiBench Benchmark			
		# Questions	# Questions Quota	# Questions Quota	% Questions Quota	# Area Quota	% Area Quota
Front-End	Javascript	4912	44	44	18.80%	63	26.92%
	CSS	87	10	10	4.27%		
	HTML	600	10	9	3.85%		
Back-End	Java	930	18	17	7.26%	77	32.91%
	C#	629	12	12	5.13%		
	PHP	462	10	9	3.85%		
	Go	117	10	9	3.85%		
	Ruby	71	10	10	4.27%		
	Rust	96	10	10	4.27%		
	C/C++	287	10	10	4.27%		
DS & ML	Python	2779	47	47	20.09%	56	23.93%
	R	184	10	9	3.85%		
Mobile & Desktop	Dart	1562	19	19	8.12%	19	8.12%
	Kotlin	383	10	Removed during Post-Filtering (see Section 2.3)			
	Swift	551	10				
	VBA	16	9				
IT Ops.	Bash	188	21	19	8.12%	19	8.12%
Total		13854	270	234			

Utilizing the mandatory question tags of these questions, we then manually construct a tag tree that covers the 200 most frequent tags, enabling us to identify the top programming languages and areas for 14,330 out of these 17,402 questions. These questions are from 24 programming languages, with each language being categorized into one primary area among the five (front-end, back-end, DS&ML, mobile and desktop, and ITOps). Lastly, we exclude 6 programming languages that either describe data or are domain-specific: JSON, regex, Markdown, YAML, CSV, and SQL. As a result, we compile 13,854 questions that serve as the *initial seed set*.

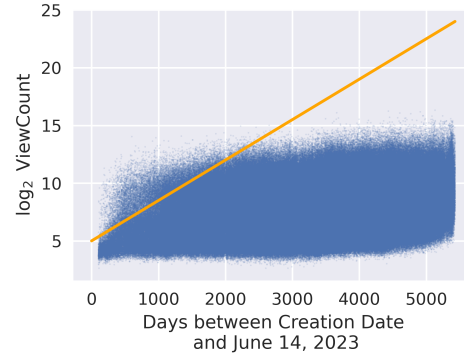


Figure 3: Scatter plot of filtered Stack Overflow questions. Questions above the orange line kept.

2.2 Sampling

Based on a user study of developers’ demand from our organization, we allocate the tentative area quota to be 25%, 25%, 25%, 15%, and 10% for front-end, back-end, DS&ML, mobile and desktop, and IT Ops, respectively. Inspired by HumanEval size and considering the labeling labor cost, we set 200 questions as the target benchmark size. Hence, the tentative size quotas by area are 50, 50, 50, 30, and 20 respectively. We then proportionally distribute the area quotas to language quotas based on the frequency of each language in the initial seed set. However, we observe that following this rule, certain languages such as CSS and C/C++ end up with fewer than 10 questions, which may yield unreliable language-level sub-score, so, for these languages, we set their quotas to 10.

As a result, we derive the *tentative* question quota for each language as shown in Table 2, which sums up to 270 questions. After determining the tentative question quota, we uniformly sample from the initial seed set a roughly two times larger pool for the domain experts to select and annotate.

2.3 Human Annotation

We recruited five domain experts inside our company to create the benchmark, each in charge of one area. The annotation process is composed of three steps:

- **Step 1: Question Selection and Type Annotation.** Domain experts select high-quality questions from the inspecting set and annotate the question type to be one of the four: code completion, code debugging, config and environment debugging, and knowledge question-answering.

- **Step 2: Prompt Paraphrasing.** Domain experts paraphrase and simplify the original question body into succinct and explicit instructions. We include this step for two main purposes: (1) Reduce domain gap. From user-shared conversations collected from ShareGPT, we observe that when interacting with code LLMs, users tend to provide short and direct instructions like “Fix problem...” and “Debug code...”. However, when posting Stack Overflow questions, users tend to be lengthy with courtesy words. We ask the domain experts to paraphrase the question to code LLM user’s style without changing the semantics. (2) Reduce the impact of memorization and data contamination. Some code LLMs may be trained or finetuned with Stack Overflow data. Paraphrasing the questions can help to mitigate the result advantages of these models. Benchmark results in Table 4 reveal the effectiveness of this step where copying Stack Overflow answers only achieves a 65.18% score. We defer further discussion in Section 2.6.
- **Step 3: Correctness Criterion Annotation.** Domain experts choose one or multiple evaluation metrics from our supported ones (see Section 2.4) and annotate the concrete criterion following a YAML schema. External files can be attached if needed, e.g., unit tests and reference answers.

Calibration and Post-Filtering. To improve annotation consistency and objectiveness, we introduce a few checkpoints for domain experts to read others’ annotated cases, discuss them, and reach consensus for controversial cases. After the 270 tentative questions were annotated, we then ran an initial evaluation of all these questions on over 30 code LLMs. This initial evaluation helps us to identify questions whose criteria are incorrect or out of distribution. We filter out these questions and then remove all questions from Kotlin, Swift, and VBA languages since the questions in these languages are too few after filtering. After this calibration and post-filtering process, the final benchmark includes 234 questions spanning over 15 languages. Their statistics are shown in Table 2.

2.4 Evaluation Criteria and Evaluation Framework

In response to the diversified questions, InfiBench evaluation framework integrates four types of model-free and automatic metrics as below. Domain experts choose one or multiple metric types along with their weights and concretize.

- **Keywords Matching.** Though the responses can be in diverse forms, for a significant portion of benchmark questions, we find that the existence of some keywords strongly determines the quality of the response. Domain experts can write rules that match keywords and regular expressions or construct recursive logical expressions on top of keyword-matching results. When multiple keywords exist, each matching result can have its weight in the final score.
- **Blank Filling.** For some questions, it is challenging to measure the correctness given the response uncertainty. In this case, domain experts can instruct the model to answer the question by following a given template and filling in the blanks in the template. The blanks can correspond to either natural language or code snippet. Then, similar to keywords matching, each blank can match potential keywords, regular expressions, or recursive logic expressions built upon matching results. This metric type tests not only the model’s QA ability but also its instruction-following ability.
- **Unit Testing.** For code-intensive questions, we can follow existing benchmarks to evaluate response correctness by unit tests. For this type, domain experts may add more specifications in the prompt to allow for unit-test-based evaluation, such as specifications on function name, input arguments, and output format. Domain experts can further import the context setup and cleanup script.
- **Dialogue Similarity.** For natural-language-intensive questions, domain experts can extract and shorten the reference answers from Stack Overflow, and then use the ROUGE score [21] to evaluate the response similarity with reference answers. The ROUGE score was initially proposed and widely used in evaluating the quality of text summarization and machine translation. To map the ROUGE score back to our benchmark scale, we allow domain experts to tune the mapping interval and scores within the interval are then linearly mapped to our score scale.

The example questions and corresponding criteria are illustrated in Figure 1. Detail statistics of metric type ratios, question type ratios, and prompt length are shown in Table 3.

Score Computation. We treat each question equally with one point each. Given 234 questions in the benchmark, the full score is 234, and we by default report the percentage score (achieved score divided by 234) unless otherwise noted. The one point for each question can be further decomposed into a few scoring points within each question. For example, a question may contain four keywords with weights 2, 1, 1, and 1 each. Then, matching each keyword can contribute to 0.4, 0.2, 0.2, and 0.2 points respectively to the final score.

Table 3: InfiBench statistics.

(a) Question type.		(b) Metric type.	
Question Type	Ratio	Metric Type	Ratio
Code Completion	30.37%	Keywords Matching	57.41%
Knowledge Question-Answering	27.04%	Blank Filling	12.22%
Code Debugging	26.67%	Unit Testing	19.26%
Config & Environment Debugging	15.93%	Dialogue Similarity	11.85%

(c) Prompt token length with Code Llama tokenizer.

min	25% quantile	median	mean	75% quantile	max
43	145.75	223	338.46	359.50	5047

Implementation. We have implemented an automated evaluation framework with Python, publicly available at <https://infi-coder.github.io/infibench>. Specifically, for blank-filling evaluation, we use the longest common subsequence matching via dynamic programming to capture the filled blanks in the response. For unit-testing evaluation, we construct a runtime environment that supports the test execution for nine languages. We plan to integrate the framework into the Hugging Face Open LLM Leaderboard [4] to further ease the evaluation burden.

2.5 Comparison with Existing Benchmarks

In Table 1, we compare InfiBench with several existing benchmarks for code LLMs. As reflected in the table, InfiBench strongly complements existing benchmarks for code LLMs by (1) extending them beyond code generation to a wide range of real-world tasks, (2) diversifying them since InfiBench does not share the same source as existing ones, and (3) increasing the differentiation as an unsaturated benchmark. On the other hand, the benchmark is limited in size due to the high cost of correctness criteria labeling, and we are working on continuously expanding the benchmark.

2.6 Mitigations on Memorization and Data Contamination


InfiBench is created from the publicly available Stack Overflow corpus to reflect real-world scenarios, and this corpus may already exist in the training set of some code LLMs (e.g., DeepSeek Coder [14] and StarCoder 2 [24]). Hence, some code LLMs may achieve a high score simply due to memorization. To mitigate this, we asked the domain experts to paraphrase every question as an essential step (see Section 2.3). Hence, copying either the highly voted answers or officially accepted answers of the original questions only achieves 65.18%, being far from perfect and inferior to GPT-4’s 70.64%. Furthermore, code LLMs that use Stack Overflow data do not demonstrate significant advantages over those without. Hence, we deem the effect of contamination as small.

On the other hand, we release the post IDs of the source question posts of InfiBench. Hence, future LLM training could consider this benchmark to conduct deduplication and ablation studies on data contamination. Another usage of our benchmark is to evaluate retrieval-augmented (RAG) code LLMs where perfect retrieval from Stack Overflow and moderate adaptation should solve these questions, which we leave as future work.











3 Evaluation and Leaderboard

We systematically evaluated over 100 code LLMs spanning both proprietary and open-source worlds on InfiBench. To the best of our knowledge, this is the latest and most extensive evaluation.


Evaluation Protocol. We adopt best@10 as the main evaluation metric: 10 responses are sampled and evaluated for each question, then the best score per question is recorded and summed up. Throughout the evaluation, we set sampling temperature $T = 0.2$ and top $p = 0.9$.

Table 4: **Aggregated InfiBench leaderboards (best viewed zoomed in and in color)**. “Size” column records number of parameters. For MoE models, “total params. / params. activated during inference” is recorded. Bar colors stand for **General Base**, **General Finetuned**, **Code Base**, and **Code Finetuned** models respectively. Icon “” stands for proprietary models otherwise open-source. Full leaderboard in Appendix D.


(a) InfiBench leaderboard by model family, where best (b) InfiBench leaderboard by model type, where top five model within each model family is shown.

Family	Best Model Name	Size	InfiBench Score	Type	Rank	Model Family / Model Name	Size	InfiBench Score	
1	 GPT-4	GPT-4-0613	?	70.64% \pm 0.82%	Proprietary Model	1	 GPT-4/GPT-4-0613	?	70.64% \pm 0.82%
2	 Claude 3	Claude 3 Opus	?	63.89%		2	 GPT-4/GPT-4-turbo-1106	?	68.42% \pm 0.38%
3	Mistral Open	Codestral-22b	22B	62.98% \pm 0.56%		3	 GPT-4/GPT-4o-2024-05-13	?	66.19%
4	DeepSeek Coder	deepseek-coder-33b-instruct	33B	62.96%		4	 Claude 3/Claude 3 Opus	?	63.89%
5	Phind	Phind-CodeLlama-34B-v2	34B	59.00%		5	 Mistral/mistral-large	?	58.22%
6	 Mistral	mistral-large	?	58.22%	Code Fine-tuned Model	1	Mistral Open/Codestral-22b	22B	62.98% \pm 0.56%
7	DeepSeek LLM	deepseek-llm-67b-chat	67B	57.41%		2	DeepSeek Coder/deepseek-coder-33b-instruct	33B	62.96%
8	 GPT-3.5	GPT-3.5-turbo-0613	?	56.47% \pm 1.34%		3	Phind/Phind-CodeLlama-34B-v2	34B	59.00%
9	Qwen	Qwen-72B	72B	55.34%		4	Phind/Phind-CodeLlama-34B-v1	34B	58.47%
10	MagiCoder	MagiCoder-S-CL-7B	7B	52.71% \pm 0.72%		5	DeepSeek Coder/deepseek-coder-6.7b-instruct	6.7B	53.25% \pm 0.40%
11	WizardLM	WizardCoder-Python-34B-V1.0	34B	52.59%	Code Base Model	1	Code Llama/CodeLlama-34b	34B	47.36%
12	Code Llama	CodeLlama-34b-Instruct	34B	50.45%		2	Code Llama/CodeLlama-34b-Python	34B	43.13%
13	01.AI	Yi-34B-Chat	34B	49.58%		3	StarCoder2/15b	15B	42.52% \pm 1.24%
14	Zephyr	Zephyr 7B beta	7B	46.31% \pm 1.11%		4	Code Llama/CodeLlama-13b	13B	41.66% \pm 0.84%
15	StarCoder2	15B-Instruct	15B	45.89% \pm 0.95%		5	Code Llama/CodeLlama-13b-Python	13B	41.31% \pm 0.90%
16	DeepSeek MoE	deepseek-moe-16b-chat	16B / 2.8B	45.18% \pm 1.65%	General Fine-tuned Model	1	DeepSeek LLM/deepseek-llm-67b-chat	67B	57.41%
17	OctoPack	OctoCoder	15.5B	44.55% \pm 0.79%		2	Mistral Open/mistral-8x7B-Instruct	46.7B / 12.9B	55.55%
18	gemma	gemma-7b-it	7B	40.68% \pm 1.23%		3	Qwen/Qwen-72B-Chat	72B	52.97%
19	Llama 2	Llama2-70B-Chat	70B	39.30%		4	01.AI/Yi-34B-Chat	34B	49.58%
20	InternLM	InternLM-Chat-20B	20B	37.41% \pm 0.75%		5	Zephyr/Zephyr 7B beta	7B	46.31% \pm 1.11%
21	Baichuan2	Baichuan2-13B-Chat	13B	34.40% \pm 1.34%	General Base Model	1	Qwen/Qwen-72B	72B	55.34%
22	StarCoder	StarCoder+	15.5B	30.67% \pm 1.57%		2	Qwen/Qwen-14B	14B	43.69% \pm 1.09%
23	CodeGen2.5	CodeGen2.5-7B-Instruct	7B	29.57% \pm 1.53%		3	DeepSeek LLM/deepseek-llm-67b-base	67B	39.87%
24	ChatGLM	ChatGLM3-6B	6B	28.23% \pm 0.58%		4	Llama 2/Llama2-70B	70B	37.69%
25	 davinci	davinci-002	?	21.25% \pm 1.17%		5	Qwen/Qwen-7B	7B	31.69% \pm 0.29%
26	Phi	Phi-1.5	1.5B	20.56% \pm 0.09%					
27	CodeGeX	CodeGeX2-6B	6B	19.88% \pm 0.36%					
28	CodeGen2	CodeGen2-16B	16B	16.97% \pm 1.15%					
29	IEIT Yuan	Yuan2-51B-hf	51B	15.25%					
30	CodeGen	CodeGen-16B-multi	16B	13.62% \pm 1.18%					
Human									
		10 Highest-Voted Answer Posts	65.18%						
		Highest-Voted Answer Post	56.28%						
		Officially-Accepted Answer Post	52.90%						

(c) InfiBench leaderboard by model size, where best model within the threshold is shown.

Size Threshold	Model Family / Model Name	Size	InfiBench Score
∞	 GPT-4/GPT-4-0613	?	70.64% \pm 0.82%
>100B	Mistral Open/Codestral-22b	22B	62.98% \pm 0.56%
>20B	DeepSeek Coder/deepseek-coder-6.7b-instruct	6.7B	53.25% \pm 0.40%
<5B	DeepSeek Coder/deepseek-coder-1.3b-instruct	1.3B	41.32% \pm 1.12%

(c) InfiBench leaderboard by model size, where best model within the threshold is shown.

Size Threshold	Model Family / Model Name	Size	InfiBench Score
∞	 GPT-4/GPT-4-0613	?	70.64% \pm 0.82%
<100B	Mistral Open/Codestral-22b	22B	62.98% \pm 0.56%
<20B	DeepSeek Coder/deepseek-coder-6.7b-instruct	6.7B	53.25% \pm 0.40%
<5B	DeepSeek Coder/deepseek-coder-1.3b-instruct	1.3B	41.32% \pm 1.12%

Furthermore, we swept sampling parameters with GPT-4 and the detailed results are in Appendix F. In a nutshell, for maximizing the performance under best@10, the best parameters are $T = 1.0$ and $p = 0.9$, leading to a score of $76.15\% \pm 0.21\%$ (in comparison to $70.64\% \pm 0.82\%$ in our main setting $T = 0.2, p = 0.9$). In particular, the temperature T affects much and the effect of top p is minor. We decided to stick to the original parameters $T = 0.2$ and $p = 0.9$ in the main evaluation since this setting is more akin to the real-world scenario where user generates once with low temperature.

We design two system prompts (shown in Appendix G), one for normal questions and the other for open-ended questions with an additional sentence to encourage succinct responses. For generic models, For generic models, we generate the prompt with “{system prompt}\n{content prompt}” format; for instruction-finetuned or chat models, we generate the prompt with their prompt templates.

For proprietary models, we evaluate the latest models from OpenAI (GPT-4, GPT-4o, etc), Anthropic (Claude 3), and Mistral AI (Mistral Small/Medium/Large) with API calling. When budget permits, we repeat each evaluation three times and report standard deviation. For open-source models, we download models from Hugging Face and evaluate them on an 8xA100 server with bigcode-evaluation-harness [5]. When the model size is within 30B parameters, we repeat each evaluation three times and report standard deviation. More details on the evaluation protocol are in Appendix D.

Leaderboard. In Table 6, we present aggregated InfiBench leaderboards by model family, model type, and model size. The full leaderboard is deferred to Appendix D due to space limit. The table includes scores from using the original Stack Overflow answer posts as reference. Results are also presented as a scatter plot in Figure 4, where normal models are shown as scatters with error bars, MoE models are shown as horizontal segments with error ranges connecting the activated parameters during inference and total parameters, and strong proprietary models are shown as horizontal lines.

In both tables and the figure, we classify LLMs by general/code and base/finetuned. The general LLMs are claimed to have strong capabilities beyond code, e.g., in various natural language tasks, while the code LLMs are exclusively optimized for the code domain. The base LLMs only went through the pertaining phase, while the finetuned LLMs are claimed to have instruction-following capabilities or are finetuned on instruction or human preference datasets.

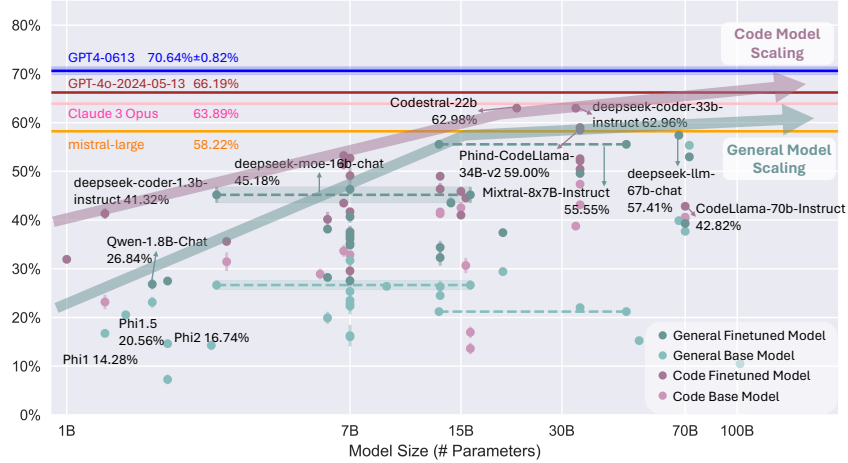


Figure 4: **Scatter plot for all evaluated LLMs on InfiBench.** x -axis is the model size in terms of number of parameters and y -axis is InfiBench score. Detail description in Section 3. Projected empirical scaling laws for both general and code models are drawn. Detail discussion in Section 4.

4 Analysis and Discussion

The best model so far, GPT-4, is still far from perfect, and open-source models are competitive but still far from GPT-4. GPT-4 achieves the highest score 70.64% (interestingly, achieved by GPT-4-0613 instead of the more recent GPT-4o), then Claude 3 Opus with a score 63.89%, and then Codestral-22b [1] with a score 62.98% and deepseek-coder-33b-instruct [14] with a score 62.96%. The result implies that: (1) Noting that the full score is 100%, even the powerful GPT-4 is still far from perfect, which is in contrast to its $\approx 90\%$ HumanEval score. We inspect the score breakdown. For the two most frequent metric types, keywords matching and unit testing, GPT-4 achieves similar scores 66.61% and 76.00% respectively. For blank filling, the score is relatively lower at 58.08%. These scores imply that GPT-4 may still lack generic ability in answering diversified real-world questions related to code. When instructed to follow a given template to answer (blank filling), due to the more strict requirement and narrower solution space, its lack of capability is more pronounced. (2) There is still a visible gap between open-source models and GPT-4. The gap between the most powerful open-source model, Codestral-22b, and GPT-4 is roughly 8 points. On the other hand, noticing that GPT-3.5-turbo achieves 56.47%, the open-source model, Codestral-22b, is now reliably better than GPT-3.5-turbo with merely 22B parameters which is promising.

Among open-source models, different models have very different performances. Figure 4 systematically visualizes the performance of different open-source models at diverse scales. Although there is a general tendency that larger models achieve higher scores, the scores among different models at a similar scale differ largely. For example, on scale 7B, the best-performing model is at around 55%, pretty close to GPT-3.5, while the low-performing model stays at around 15%. Moreover, deepseek-coder-1.3b-instruct achieves 41.32% at 1.3B and surpasses a few models at scale 70B or 100B. Hence, though scaling matters, the training techniques and training data are equally important or even more, helping to reduce the required scale for achieving a certain score by more than $10\times$.

Instruction finetuning is important for QA. Among models of similar scales and the same family, we find that the best-performing ones almost always include an instruction-finetuning phase, such as deepseek-llm-67b-chat, deepseek-coder-33b-instruct, CodeLlama-34B-Instruct, and Qwen-18B-Chat. In contrast, the pretraining models, such as davinci-002 and phi models, usually perform poorly despite their strong performances in code generation benchmarks. Hence, instruction-finetuning could be critical for equipping the models with QA ability in the code domain.

Some models may focus too much on code generation, especially the small ones. As detailed in Appendix E, we observe that for large models ($>30B$) and top entries, InfiBench and HumanEval pass@1 scores coincide well. However, for smaller models, the score tendencies start to diverge, where some models are relatively stronger on InfiBench (Mixtral-8x7B-Instruct) and more are

relatively stronger on HumanEval (Phi1, Phi2, gemma-7b, ...). This phenomenon implies that a few models may be optimized too heavily on code generation benchmarks while ignoring the performance in generic code scenarios as represented by InfiBench, which in turn highlights the significance of free-form QA benchmarks like InfiBench in detecting capability imbalance in code LLMs.

Furthermore, we conduct a complete evaluation for all Code Llama models [32]. As shown in Table 5, we found finetuning on Python data improves on HumanEval but hurts InfiBench scores, while instruction finetuning usually improves InfiBench scores but may hurt HumanEval. As a side product, we found CodeLlama-70B may be overly safeguarded and denies answering some safe questions in InfiBench. More discussion and examples are in Appendix E.

Table 5: Evaluation on eight models from the Code Llama [32] family showcases intense Python finetuning may hurt free-form QA ability, despite achieving higher HumanEval scores.

	Benchmark	Base	Python	Instruct
7B	HumanEval	33.5%	38.4% (+4.9%)	34.8% (+1.3%)
	InfiBench	37.62% \pm 1.28%	32.89% \pm 0.45% (-4.73%)	35.15% \pm 1.28% (-2.47%)
13B	HumanEval	36.0%	43.3% (+7.3%)	42.7% (+6.7%)
	InfiBench	41.66% \pm 0.84%	41.31% \pm 0.90% (-0.35%)	46.37% \pm 1.26% (+4.71%)
34B	HumanEval	48.8%	53.7% (+4.9%)	41.5% (-7.3%)
	InfiBench	47.36%	43.13% (-4.23%)	50.45% (+3.09%)
70B	HumanEval	53.0%	57.3% (+4.3%)	67.8% (+14.8%)
	InfiBench	40.60%	40.29% (-0.31%)	42.82% (+2.22%)

Code models and general models may exhibit different scaling laws, and open-source models scale well only within 40B yet. In Figure 4, we use the top-performing code and general models at each scale respectively to regress and extrapolate model performance at larger scales. As shown, code models tend to have higher capabilities compared to general models of the same scale, though the gap shrinks for larger models. Hence, when the compute budget is heavily limited, training exclusively in the code domain could be more efficient for building strong code LLMs.

In Figure 4, both predicting curves are split into two segments, steep in the first segment and much flat in the second. Following the first segment, open-source models catch up with GPT-4 at around 50B scale. However, following the second segment, they may need to be at >300B scale to catch up. The finding contradicts the common scaling law [17, 28, 7] where a strong linear relationship between model scale and capability exists. The contradiction implies that very large open-source models (>40B) may fail to achieve the expected performance at their scales, or there is some non-trivial barrier when scaling the model beyond 40B, or the scaling law may change at such a large scale. We leave further investigation as the future work.

Due to space limit, we omit the dataset card and data accessibility details in Appendix A, discussion on limitations and societal impact in Appendix B, a labeling standard of question difficulty in Appendix C, full leaderboard in Appendix D, additional findings in Appendix E, study of sampling hyperparameters in Appendix F, prompts in Appendix G, and benchmark data examples in Appendix H.

5 Related Work

Large language models [37, 10, 8] are transforming people’s lives. In the coding domain, LLMs [9, 20] are shown to be capable of completing a wide range of tasks such as code generation, debugging, and question-answering. Recently, code LLMs are booming where new models, including both proprietary [13, 30] and open-source ones [4, 29, 35, 36, 19, 25, 32], emerge almost every month.

At the same time, benchmarks for code LLMs are developing, though at a relatively slower pace. Common benchmarks [15, 3, 9] focus on code generation and unit-test-based evaluation. Recent efforts augment these benchmarks by language translation [2, 39], test augmentation [23], and task generalization [27]. In contrast, our InfiBench benchmark is built for evaluating free-form question-answering ability in the code domain which is essential for code LLMs as developers’ assistants. InfiBench benchmark is a strong complement of existing benchmarks.

6 Conclusion

We proposed InfiBench, a systematic benchmark for evaluating the question-answering ability of large language models for code in real-world scenarios. InfiBench comprises 234 high-quality questions from Stack Overflow and supports automatic execution and evaluation of model responses with four types of model-free metrics. A comprehensive evaluation of over 100 code LLMs reveals several novel findings and takeaways. The benchmark is publicly available and continuously expanding.

References

- [1] Mistral AI. Codestral: Hello, world! | mistral ai | frontier ai in your hands. <https://mistral.ai/news/codestral/>, 2024.
- [2] Ben Athiwaratkun, Sanjay Krishna Gouda, Zijian Wang, Xiaopeng Li, Yuchen Tian, Ming Tan, Wasi Uddin Ahmad, Shiqi Wang, Qing Sun, Mingyue Shang, Sujan Kumar Gonugondla, Hantian Ding, Varun Kumar, Nathan Fulton, Arash Farahani, Siddhartha Jain, Robert Giaquinto, Haifeng Qian, Murali Krishna Ramanathan, Ramesh Nallapati, Baishakhi Ray, Parminder Bhatia, Sudipta Sengupta, Dan Roth, and Bing Xiang. Multi-lingual evaluation of code generation models. In *The Eleventh International Conference on Learning Representations*, 2023.
- [3] Jacob Austin, Augustus Odena, Maxwell Nye, Maarten Bosma, Henryk Michalewski, David Dohan, Ellen Jiang, Carrie Cai, Michael Terry, Quoc Le, et al. Program synthesis with large language models. *arXiv preprint arXiv:2108.07732*, 2021.
- [4] Edward Beeching, Cl  mentine Fourrier, Nathan Habib, Sheon Han, Nathan Lambert, Nazneen Rajani, Omar Sanseviero, Lewis Tunstall, and Thomas Wolf. Open llm leaderboard. https://huggingface.co/spaces/HuggingFaceH4/open_llm_leaderboard, 2023.
- [5] Loubna Ben Allal, Niklas Muennighoff, Logesh Kumar Umapathi, Ben Lipkin, and Leandro von Werra. A framework for the evaluation of code generation models. <https://github.com/bigcode-project/bigcode-evaluation-harness>, 2022.
- [6] Manish Bhatt, Sahana Chennabasappa, Yue Li, Cyrus Nikolaidis, Daniel Song, Shengye Wan, Faizan Ahmad, Cornelius Aschermann, Yaohui Chen, Dhaval Kapil, et al. Cyberseceval 2: A wide-ranging cybersecurity evaluation suite for large language models. *arXiv preprint arXiv:2404.13161*, 2024.
- [7] Xiao Bi, Deli Chen, Guanting Chen, Shanhuang Chen, Damai Dai, Chengqi Deng, Honghui Ding, Kai Dong, Qiushi Du, Zhe Fu, et al. Deepseek llm: Scaling open-source language models with longtermism. *arXiv preprint arXiv:2401.02954*, 2024.
- [8] Tom Brown, Benjamin Mann, Nick Ryder, Melanie Subbiah, Jared D Kaplan, Prafulla Dhariwal, Arvind Neelakantan, Pranav Shyam, Girish Sastry, Amanda Askell, et al. Language models are few-shot learners. *Advances in neural information processing systems*, 33:1877–1901, 2020.
- [9] Mark Chen, Jerry Tworek, Heewoo Jun, Qiming Yuan, Henrique Ponde de Oliveira Pinto, Jared Kaplan, Harri Edwards, Yuri Burda, Nicholas Joseph, Greg Brockman, et al. Evaluating large language models trained on code. *arXiv preprint arXiv:2107.03374*, 2021.
- [10] Jacob Devlin, Ming-Wei Chang, Kenton Lee, and Kristina Toutanova. Bert: Pre-training of deep bidirectional transformers for language understanding. *arXiv preprint arXiv:1810.04805*, 2018.
- [11] Angela Fan, Beliz Gokkaya, Mark Harman, Mitya Lyubarskiy, Shubho Sengupta, Shin Yoo, and Jie M Zhang. Large language models for software engineering: Survey and open problems. *arXiv preprint arXiv:2310.03533*, 2023.
- [12] Google Gemini Team, Rohan Anil, Sebastian Borgeaud, Yonghui Wu, Jean-Baptiste Alayrac, Jiahui Yu, Radu Soricut, Johan Schalkwyk, Andrew M Dai, Anja Hauth, et al. Gemini: a family of highly capable multimodal models. *arXiv preprint arXiv:2312.11805*, 2023.
- [13] Github. Github copilot - your ai pair programmer. <https://github.com/features/copilot>, 2023.
- [14] Daya Guo, Qihao Zhu, Dejian Yang, Zhenda Xie, Kai Dong, Wentao Zhang, Guanting Chen, Xiao Bi, Y Wu, YK Li, et al. Deepseek-coder: When the large language model meets programming—the rise of code intelligence. *arXiv preprint arXiv:2401.14196*, 2024.

- [15] Dan Hendrycks, Steven Basart, Saurav Kadavath, Mantas Mazeika, Akul Arora, Ethan Guo, Collin Burns, Samir Puranik, Horace He, Dawn Song, et al. Measuring coding challenge competence with apps. In *Thirty-fifth Conference on Neural Information Processing Systems Datasets and Benchmarks Track (Round 2)*, 2021.
- [16] Xinyi Hou, Yanjie Zhao, Yue Liu, Zhou Yang, Kailong Wang, Li Li, Xiapu Luo, David Lo, John Grundy, and Haoyu Wang. Large language models for software engineering: A systematic literature review. *arXiv preprint arXiv:2308.10620*, 2023.
- [17] Jared Kaplan, Sam McCandlish, Tom Henighan, Tom B Brown, Benjamin Chess, Rewon Child, Scott Gray, Alec Radford, Jeffrey Wu, and Dario Amodei. Scaling laws for neural language models. *arXiv preprint arXiv:2001.08361*, 2020.
- [18] Yuhang Lai, Chengxi Li, Yiming Wang, Tianyi Zhang, Ruiqi Zhong, Luke Zettlemoyer, Wentau Yih, Daniel Fried, Sida Wang, and Tao Yu. Ds-1000: A natural and reliable benchmark for data science code generation. In *International Conference on Machine Learning*, pages 18319–18345. PMLR, 2023.
- [19] Raymond Li, Loubna Ben Allal, Yangtian Zi, Niklas Muennighoff, Denis Kocetkov, Chenghao Mou, Marc Marone, Christopher Akiki, Jia Li, Jenny Chim, et al. Starcoder: may the source be with you! *arXiv preprint arXiv:2305.06161*, 2023.
- [20] Yujia Li, David Choi, Junyoung Chung, Nate Kushman, Julian Schrittwieser, Rémi Leblond, Tom Eccles, James Keeling, Felix Gimeno, Agustin Dal Lago, et al. Competition-level code generation with alphacode. *Science*, 378(6624):1092–1097, 2022.
- [21] Chin-Yew Lin. Rouge: A package for automatic evaluation of summaries. In *Text summarization branches out*, pages 74–81, 2004.
- [22] Jiawei Liu, Chunqiu Steven Xia, Yuyao Wang, and LINGMING ZHANG. Is your code generated by chatGPT really correct? rigorous evaluation of large language models for code generation. In *Thirty-seventh Conference on Neural Information Processing Systems*, 2023.
- [23] Jiawei Liu, Chunqiu Steven Xia, Yuyao Wang, and Lingming Zhang. Is your code generated by chatgpt really correct? rigorous evaluation of large language models for code generation. *arXiv preprint arXiv:2305.01210*, 2023.
- [24] Anton Lozhkov, Raymond Li, Loubna Ben Allal, Federico Cassano, Joel Lamy-Poirier, Nouamane Tazi, Ao Tang, Dmytro Pykhtar, Jiawei Liu, Yuxiang Wei, et al. Starcoder 2 and the stack v2: The next generation. *arXiv preprint arXiv:2402.19173*, 2024.
- [25] Ziyang Luo, Can Xu, Pu Zhao, Qingfeng Sun, Xiubo Geng, Wenxiang Hu, Chongyang Tao, Jing Ma, Qingwei Lin, and Daxin Jiang. Wizardcoder: Empowering code large language models with evol-instruct. *arXiv preprint arXiv:2306.08568*, 2023.
- [26] Justus Mattern, Fatemehsadat Miresghallah, Zhijing Jin, Bernhard Schoelkopf, Mrinmaya Sachan, and Taylor Berg-Kirkpatrick. Membership inference attacks against language models via neighbourhood comparison. In *Findings of the Association for Computational Linguistics: ACL 2023*, pages 11330–11343, 2023.
- [27] Niklas Muennighoff, Qian Liu, Armel Zebaze, Qinkai Zheng, Binyuan Hui, Terry Yue Zhuo, Swayam Singh, Xiangru Tang, Leandro von Werra, and Shayne Longpre. Octopack: Instruction tuning code large language models. *arXiv preprint arXiv:2308.07124*, 2023.
- [28] Niklas Muennighoff, Alexander Rush, Boaz Barak, Teven Le Scao, Nouamane Tazi, Aleksandra Piktus, Sampo Pyysalo, Thomas Wolf, and Colin A Raffel. Scaling data-constrained language models. *Advances in Neural Information Processing Systems*, 36, 2024.

- [29] Erik Nijkamp, Bo Pang, Hiroaki Hayashi, Lifu Tu, Huan Wang, Yingbo Zhou, Silvio Savarese, and Caiming Xiong. Codegen: An open large language model for code with multi-turn program synthesis. In *The Eleventh International Conference on Learning Representations*, 2023.
- [30] OpenAI. Gpt-4 technical report. *OpenAI*, 2023.
- [31] OpenAI. Hello gpt-4o | openai. <https://openai.com/index/hello-gpt-4o/>, 2024.
- [32] Baptiste Roziere, Jonas Gehring, Fabian Gloeckle, Sten Sootla, Itai Gat, Xiaoqing Ellen Tan, Yossi Adi, Jingyu Liu, Tal Remez, Jérémy Rapin, et al. Code llama: Open foundation models for code. *arXiv preprint arXiv:2308.12950*, 2023.
- [33] Reza Shokri, Marco Stronati, Congzheng Song, and Vitaly Shmatikov. Membership inference attacks against machine learning models. In *2017 IEEE symposium on security and privacy (SP)*, pages 3–18. IEEE, 2017.
- [34] StackExchange. All sites — stackexchange. 2024.
- [35] Hugo Touvron, Thibaut Lavril, Gautier Izacard, Xavier Martinet, Marie-Anne Lachaux, Timothée Lacroix, Baptiste Rozière, Naman Goyal, Eric Hambro, Faisal Azhar, et al. Llama: Open and efficient foundation language models. *arXiv preprint arXiv:2302.13971*, 2023.
- [36] Hugo Touvron, Louis Martin, Kevin Stone, Peter Albert, Amjad Almahairi, Yasmine Babaei, Nikolay Bashlykov, Soumya Batra, Prajjwal Bhargava, Shruti Bhosale, et al. Llama 2: Open foundation and fine-tuned chat models. *arXiv preprint arXiv:2307.09288*, 2023.
- [37] Ashish Vaswani, Noam Shazeer, Niki Parmar, Jakob Uszkoreit, Llion Jones, Aidan N Gomez, Łukasz Kaiser, and Illia Polosukhin. Attention is all you need. *Advances in neural information processing systems*, 30, 2017.
- [38] Boxin Wang, Weixin Chen, Hengzhi Pei, Chulin Xie, Mintong Kang, Chenhui Zhang, Chejian Xu, Zidi Xiong, Ritik Dutta, Rylan Schaeffer, et al. Decodingtrust: A comprehensive assessment of trustworthiness in gpt models. *Advances in Neural Information Processing Systems*, 36, 2024.
- [39] Qinkai Zheng, Xiao Xia, Xu Zou, Yuxiao Dong, Shan Wang, Yufei Xue, Zihan Wang, Lei Shen, Andi Wang, Yang Li, Teng Su, Zhilin Yang, and Jie Tang. Codegeex: A pre-trained model for code generation with multilingual evaluations on humaneval-x. In *KDD*, 2023.

Checklist

1. For all authors...
 - (a) Do the main claims made in the abstract and introduction accurately reflect the paper’s contributions and scope? [Yes]
 - (b) Did you describe the limitations of your work? [Yes] Limitations are discussed throughout Section 2 and specifically in Appendix B.
 - (c) Did you discuss any potential negative societal impacts of your work? [Yes] Societal impacts are discussed in Appendix B.
 - (d) Have you read the ethics review guidelines and ensured that your paper conforms to them? [Yes]
2. If you are including theoretical results...
 - (a) Did you state the full set of assumptions of all theoretical results? [N/A]
 - (b) Did you include complete proofs of all theoretical results? [N/A]
3. If you ran experiments (e.g. for benchmarks)...

- 470 (a) Did you include the code, data, and instructions needed to reproduce the main experi-
 471 mental results (either in the supplemental material or as a URL)? [Yes] All code and
 472 data are publicly available at <https://infi-coder.github.io/infibench> along
 473 with instructions needed to reproduce. The accessibility information is also available
 474 in detail in Appendix A.
- 475 (b) Did you specify all the training details (e.g., data splits, hyperparameters, how they
 476 were chosen)? [N/A] This work does not involve model training. The inference hyper-
 477 parameters are listed in Section 3 and ablation studies are presented in Appendix F.
- 478 (c) Did you report error bars (e.g., with respect to the random seed after running experi-
 479 ments multiple times)? [Yes] All experiments are repeated three times whenever budget
 480 and computing resource permit. Error bars and standard deviations are reported.
- 481 (d) Did you include the total amount of compute and the type of resources used (e.g., type
 482 of GPUs, internal cluster, or cloud provider)? [Yes] The information is included in
 483 Section 3.
- 484 4. If you are using existing assets (e.g., code, data, models) or curating/releasing new assets...
- 485 (a) If your work uses existing assets, did you cite the creators? [Yes]
- 486 (b) Did you mention the license of the assets? [Yes] The main assets are from Stack
 487 Overflow which is open source under CC BY-SA 4.0 license. We inherit this license to
 488 release.
- 489 (c) Did you include any new assets either in the supplemental material or as a URL?
 490 [Yes] New assets (the benchmark and evaluation tool) is accessible through <https://infi-coder.github.io/infibench>.
 491
- 492 (d) Did you discuss whether and how consent was obtained from people whose data you’re
 493 using/curating? [Yes] We release the new asset inheriting the CC BY-SA 4.0 license as
 494 described in Section 1 and Appendix A.
- 495 (e) Did you discuss whether the data you are using/curating contains personally identifiable
 496 information or offensive content? [Yes] Domain experts are required to remove such
 497 information by paraphrasing when constructing the benchmark.
- 498 5. If you used crowdsourcing or conducted research with human subjects...
- 499 (a) Did you include the full text of instructions given to participants and screenshots, if
 500 applicable? [N/A]
- 501 (b) Did you describe any potential participant risks, with links to Institutional Review
 502 Board (IRB) approvals, if applicable? [N/A]
- 503 (c) Did you include the estimated hourly wage paid to participants and the total amount
 504 spent on participant compensation? [N/A]

Dataset Card

- **Name:** InfiBench
- **Description:** Evaluation Dataset for the Question-Answering Capabilities of Code Large Language Models
- **URL:** <https://infi-coder.github.io/infibench> (all resources) / <https://huggingface.co/datasets/llylly001/InfiBench> (data part)
- **Version:** 2.1
- **License:** Creative Commons Attribution Share Alike 4.0
- **Citation:**

```
@misc{infibench,
  title={InfiBench: Evaluating the Question-Answering Capabilities
    of Code Large Language Models},
  howpublished = "\url{https://infi-coder.github.io/infibench}",
  author={InfiBench},
  year={2024}
}
```

- **DOI:** doi:10.57967/hf/2474

- **Responsible AI — Data Collection:**

Data source is downloaded from the publicly available StackExchange archive (<https://archive.org/download/stackexchange>, https://ia904700.us.archive.org/view_archive.php?archive=/6/items/stackexchange/stackoverflow.com-Posts.7z). Especially, we use the preprocessed version from <https://huggingface.co/datasets/mikex86/stackoverflow-posts> where all posts are formatted in Markdown text.

We choose to keep only the questions with at least three positively voted answers and an officially accepted answer, which turn out to be 1,090,238 questions. For these one million questions, we choose to keep frequently viewed and relatively new questions.

Utilizing the mandatory question tags of these questions, we then manually construct a tag tree that covers the 200 most frequent tags, enabling us to identify the top programming languages and areas for 14,330105 out of these 17,402 questions. We exclude 6 programming languages that either describe data or are domain-specific: JSON, regex, Markdown, YAML, CSV, and SQL. As a result, we compile 13,854 questions that serve as the initial seed set.

We randomly sample from the initial seed set. Then we recruited five domain experts inside our company to create the benchmark from the sampled initial seed set, each in charge of one area. The annotation process is composed of three steps: (1) Question Selection and Type Annotation; (2) Prompt Paraphrasing. (3) Correctness Criterion Annotation.

- **Responsible AI — Data Biases:**

The data essentially serves as an evaluation benchmark. We foresee data biases in the following aspects:

- (1) Non-standard evaluation. Alongside the data is a comprehensive benchmark of existing code LLMs. The benchmark scores are evaluated under a specific set of hyperparameters (e.g. temperature 0.2, top probability 0.9, best@10 at question level). Data usage under different evaluation conditions may result in misleading comparison results and conclusions.
- (2) Usage misinterpretation. The benchmark focuses on evaluating the response correctness of code LLMs for a set of real-world developers' questions. Our evaluation standard does not specifically take other aspects (naturalness, conciseness, fairness, politeness, etc) into consideration. Hence, this is risk of overinterpreting the evaluation results. When evaluating a code LLM, we recommend combining this benchmark score with other evaluations to be a more comprehensive evaluation.

(3) Potential data contamination. Though we have made our efforts to reduce the impact of data contamination, future code LLMs may train or fine-tune on this benchmark dataset to improve the score on InfiBench. This could be challenging to prevent as a cost of being fully public. On the other hand, as responsible LLM developers, we hope future practitioners would report how they use the benchmark data if beyond the original scope (for evaluation use).

- **Responsible AI — Personal Sensitive Information:** During the data construction process, our domain experts paraphrased the question prompts to remove personal and sensitive information (PII) and a cross validation stage was introduced to further ensure the PII removal.

Croissant Dataset Description: <https://huggingface.co/datasets/llylly001/InfiBench/blob/main/croissant-infibench.json>. Note that the Croissant format is mainly designed for machine learning dataset description. However, InfiBench is more than a dataset; it is an evaluation benchmark including response evaluation standards, tools, and an accompanying leaderboard. Hence, the Croissant script records only the CSV file and covers question prompts and evaluation standards; whereas the open-source evaluation tool and leaderboard are not recorded which can be separately downloaded from <https://infi-coder.github.io/infibench>.

Data Accessibility. As briefly mentioned in the main text, all materials are made publicly available and accessible at the website: <https://infi-coder.github.io/infibench> without personal request. The materials include three parts: (1) Benchmark questions and evaluation metrics — this part is additionally uploaded to Hugging Face (URL and DOI are in the above dataset card). (2) Automatic evaluation tool — this part is uploaded and maintained in a dedicated GitHub repo <https://github.com/infi-coder/infibench-evaluator>. In addition, we uploaded our extension of bigcode-evaluation-harness [5], namely infibench-evaluation-harness to a dedicated GitHub repo <https://github.com/infi-coder/infibench-evaluation-harness>. The extension includes the inference code on InfiBench for all evaluated LLMs. (3) Evaluation raw data and leaderboard — the leaderboard is displayed on the website <https://infi-coder.github.io/infibench> and the raw model responses are stored in the website repo <https://github.com/infi-coder/infibench>. All materials are under the Creative Commons Attribution Share Alike 4.0 license. In the above dataset card and Appendix B, we anticipate potential inappropriate usage of the benchmark and we encourage the practitioners to document their usage of the benchmark if beyond model evaluation. In the future, we will continue the maintenance and expansion of the benchmark. Furthermore, we are developing an adaptor for automatic evaluation on Hugging Face so that InfiBench can be integrated into the Hugging Face Open LLM Leaderboard [4] to further ease the evaluation burden.

B Limitations, Societal Impacts, and Future Work

In this appendix, we expand our discussion of limitations, potential societal impacts, and future work.

Evaluation Metric. In InfiBench, the expert-annotated evaluation metric is designed to mainly focus on response correctness, more specifically, whether the response contains key information that solves the given question. Concretely, the metric may evaluate whether the response passes a given set of unit tests, whether it suggests the right API or concept, whether it follows the instruction to provide relevant information, etc. Hence, the score comes with two limitations: (1) The score is subjective since the metric is annotated by human experts without an explicit and universal standard. Note that we did not aim to provide an objective metric since the developers’ views of response correctness intrinsically vary and diverge for these diverse questions. On the other hand, we introduce a cross-validation and calibration stage to improve the metric representativeness of most developers’ standards. We leave it as a future work to further quantitatively measure and improve the metric representativeness. (2) The score focuses mainly on correctness. Several other aspects

define a model’s usability, such as language naturalness (including conciseness, politeness, etc), trustworthiness (refusal of risky questions, fairness, unbiasedness, privacy, etc), and system-level metrics (latency, throughput, parallelism-friendliness, etc). Model evaluators and practitioners may keep in mind that InfiBench score is not a comprehensive usability measurement of code LLMs, and we strongly encourage them to combine InfiBench score with benchmarks on these other aspects (c.f. [6, 38]) to comprehensively evaluate LLMs.

Data Contamination. The limitations and mitigations on data contamination are discussed in Section 2.6. In addition, as a side effect of open source, future code LLMs may leverage the benchmark data to deliberately introduce data contamination to achieve a high score in InfiBench. To partly detect such data contamination, our evaluation of using the original stack Overflow answers might be a proxy. According to Table 4(a), even gold extraction from human answers cannot saturate the benchmark while strong LLMs like GPT-4 surpassed human answers. Hence, if a future model achieves scores close to human answers (between 50% and 65%) but cannot further improve beyond human along with scaling, data contamination may potentially happen. Detecting data contamination is itself a research topic where research on member inference attacks [33, 26] is involved. We did not integrate a detection module in the current release of InfiBench but we are planning to inspect this topic in the future.

Labeling Cost. InfiBench construction involves human labeling cost, where domain experts paraphrase the source question post and label the evaluation metric. Such a cost prevents the InfiBench from scaling up at the current stage. In attempts to mitigate this limitation, we explored a few alternative evaluation metrics such as dialogue similarity with officially accepted answers. However, these alternatives either require a language model which may induce bias and heavy computing cost, or deviate away from domain experts’ correctness judgment. We leave the exploration of more scalable metrics and annotation procedures as future work and make the benchmark fully open source so community involvement may boost the expansion.

C Difficulty Grouping

We systematically evaluated GPT-4 and GPT-3.5-turbo on the benchmark following the evaluation protocol in Section 3, based on which we classify the benchmark questions into five disjoint difficulty groups.

- Level 1 (93 questions, 39.7%): GPT-3.5-turbo can achieve a mean score ≥ 0.5 .
- Level 2 (55 questions, 23.5%): Among the rest questions, those where GPT-4’s mean score ≥ 0.5 .
- Level 3 (44 questions, 18.8%): Among the rest questions, those where GPT-4 with sampling temperature 1.0 can achieve a maximum score ≥ 0.5 among 10 trials.
- Level 4 (18 questions, 7.7%): Among the rest questions, those GPT-4 with sampling temperature 0.2 can achieve a positive score among 100 trials.
- Level 5 (24 questions, 10.3%): The remaining questions, i.e., GPT-4 cannot get score among 100 trials.

Appendix D shows each code LLM’s score in each difficulty group. The mean scores strictly decrease for higher difficulty levels, highlighting that the question difficulty is in general consistent across different code LLMs and our group assignment is reasonable. We hope that the grouping can help better reveal the strengths and weaknesses of a code LLM for different questions.

Question examples by difficulty groups are in Appendix H.

D Evaluation Details and Full Benchmark Results

Evaluation Details of Code LLMs. For proprietary model evaluation, we did not specify the max tokens to generate and found out that the longest response generated by GPT-4 has 662 tokens with Code Llama tokenizer.

For open-source model evaluation, for models with over 30B parameters, due to the GPU memory limit and efficiency concerns, we impose the longest context constraint of 4,096 tokens and experiment just once. Since there is only one question whose GPT-4 context (prompt + GPT-4 response) can exceed 4,096 tokens, we think this context constraint has little effect, reducing the score by 0.37% at most. For models within 30B parameters, since GPT-4 response has at most 662 tokens, we set the max number of tokens to generate to be $\min\{1024, \text{context length} - \text{prompt length}\}$, providing some wiggle room. Meanwhile, we repeat the evaluation three times for models within 30B parameters.

Evaluation Details of Original Stack Overflow Answers. As listed in Table 4(a) and Table 6, besides evaluating LLM responses, we evaluated the score of human-written original Stack Overflow answers since the question prompts are paraphrased from Stack Overflow. We consider three settings: (1) evaluating the officially-accepted answer post (note that we select only the Stack Overflow questions with an officially-accepted answer into the benchmark); (2) evaluating the highest-voted answer post (note that any registered user can equally vote for or against an answer); and (3) evaluating the highest-voted answer posts up to 10 and recording the highest score achieved by any post. For the last setting, we chose the number 10 because the main evaluation metric of model response is best@10. Moreover, we observe that all officially accepted answers for InfiBench questions are among the top 10 highest-voted answer posts. Note that there is no randomness of scores from Stack Overflow answers, so we do not repeat the evaluation nor report the standard deviation.

As expected, the last setting achieves the highest score 65.18% among the three settings. Due to its consistency with models’ evaluation metric best@10, we deem this score most comparable with scores from LLMs. Interestingly, when considering only one answer post, the second setting, selecting the highest-voted answer, is better than the first setting, selecting the officially accepted answer.

Full Benchmark Results. We present the full leaderboard in Table 6 (by descending order of InfiBench scores) and Table 7 (by alphabetical order of model family names). These tables are expanded from the aggregated Table 4. In these tables, we show model properties including size and context length. We also present HumanEval [3] scores since HumanEval is one of the most widely used benchmarks for evaluating code LLMs (further discussion in Appendix E). Furthermore, we represent the score breakdown by difficulty levels, problem types, and evaluation metric types. The proportion of each difficulty level can be found in Appendix C, and the proportion of each problem type and evaluation metric type is shown in Table 3(a,b). InfiBench score can be computed by the weighted sum of breakdown subscores by proportions. We present the score of human-written original Stack Overflow answers in the last three rows.


In tables, the mean scores are computed from scores of all 106 code LLMs. We observe that the mean overall score, 37.82%, is still much inferior to human answers (which achieves over 50% even with just one attempt). The model performance is monotonically decreasing for higher difficulty levels; relatively equivalent across different problem types; and weaker under blank-filling and dialogue-similarity metrics than keyword-matching and unit-testing metrics.

E Additional Findings and Discussion


In this appendix, we present additional findings and discussion that are omitted from Section 3.

E.1 Correlations between InfiBench and HumanEval Scores

We study the correlation between InfiBench and HumanEval pass@1 scores for different LLMs. In Figure 5, we plot LLMs with both InfiBench and HumanEval scores, in total 66 LLMs, in Table 6 as a scatter plot. The figure shows that scores on the two benchmarks are generally positively correlated, with a Pearson correlation coefficient $r = 0.8058$. If conducting a linear regression, we would observe that different model types (i.e., general/code model, base/finetuned model) share almost the same linear relationship, indicating that both benchmarks can reflect the model capability in general.

Table 6: Full leaderboard of all benchmarked LLMs ranked by InfBench scores. Evaluation protocol in Section 3 and details explained in Appendix D. Icon “” stands for proprietary models otherwise open-source. As a reference, HumanEval scores digested from [22] and each model’s report are shown. Bar colors stand for General Base , General Finetuned , Code Base , and Code Finetuned models respectively. Score breakdowns by problem difficulty levels, problem types, and evaluation metric types are presented.

Rank	Model Family	Model Name	Size (# Param.)	Context Length	InfBench Score	HumanEval	Difficulty Levels					Problem Type				Evaluation Metric Type			
							Level 1	Level 2	Level 3	Level 4	Level 5	Code Completion	Code Debugging	QA	Config & Env Debugging	Keyword Matching	Unit Testing	Blank Filling	Dialogue Similarity
1	gPT-4	GPT-4-0613	?	8192	70.64% ± 0.82%	88.4	95.31%	92.48%	91.90%	91.91%	0.00%	95.23%	89.74%	68.55%	66.63%	66.61%	68.00%	58.08%	84.27%
2	gPT-4	GPT-4-turbo-1106	?	8192	68.42% ± 0.38%	85.4	89.90%	78.57%	54.16%	30.93%	16.20%	74.82%	65.36%	67.47%	62.98%	64.98%	76.40%	53.91%	52.85%
3	gPT-4	GPT-4o-2024-05-13	?	8192	66.19%	80.2	81.29%	74.66%	46.43%	28.05%	5.21%	75.00%	69.32%	65.65%	61.76%	61.59%	76.00%	49.74%	70.73%
4	oClaude 3	Claude 3 Opus	?	200000	63.98% ± 0.36%	77.3	84.36%	78.95%	39.98%	31.76%	18.06%	65.18%	62.94%	65.86%	60.49%	60.07%	61.80%	59.36%	44.91%
5	Mistral Open	Deepseek-Code-22b	22B	32768	62.98% ± 0.56%	71.1	88.64%	69.90%	49.97%	17.11%	5.90%	68.75%	63.65%	61.07%	54.28%	57.72%	73.33%	45.92%	57.08%
6	DeepSeek Code	deepseek-coder-33b-instruct	33B	16384	62.98%	80.02	87.58%	72.02%	44.12%	15.83%	16.67%	71.26%	57.14%	63.14%	56.81%	59.01%	77.00%	30.00%	36.99%
7	Phind	Phind-CodeLlama-34B-v2	34B	4096	59.00%	71.9	83.67%	55.97%	53.12%	15.99%	14.93%	68.24%	58.30%	63.66%	58.33%	59.63%	84.40%	35.36%	24.19%
8	Phind	Phind-CodeLlama-34B-v1	34B	4096	58.47%	65.85	81.38%	63.85%	47.05%	22.63%	5.21%	66.13%	56.94%	56.79%	49.48%	55.71%	66.00%	38.78%	35.39%
9	aMistral	mistral-large	?	32768	58.22%	69.5	81.76%	66.59%	41.66%	23.62%	4.17%	66.69%	50.10%	60.21%	52.89%	53.17%	67.00%	45.46%	42.66%
10	oClaude 3	Claude 3 Sonnet	?	200000	58.20%	84.9	88.13%	65.55%	42.48%	18.06%	15.28%	62.61%	52.34%	63.61%	52.12%	54.22%	66.00%	46.35%	25.62%
11	oClaude 3	Claude 3 Haiku	?	200000	57.57%	79.06	86.96%	60.49%	40.23%	21.76%	10.42%	61.71%	48.48%	61.85%	57.79%	56.00%	44.42%	36.49%	30.44%
12	DeepSeek LLM	deepseek-llm-67b-chat	67B	4096	57.41%	75.8	82.96%	63.03%	39.09%	22.60%	5.21%	61.42%	52.73%	58.12%	55.63%	53.14%	63.00%	51.41%	36.68%
13	gPT-3.5	GPT-3.5-turbo-0613	?	4096	56.47% ± 1.34%	72.6	93.08%	49.77%	31.36%	14.30%	7.64%	64.91%	48.50%	59.47%	49.64%	51.28%	70.07%	40.90%	40.13%
14	aMistral	mistral-small	?	32768	55.62% ± 0.46%	82.8	82.98%	55.98%	35.72%	22.58%	10.07%	63.56%	44.12%	64.13%	47.75%	50.56%	68.00%	39.08%	53.22%
15	Mistral Open	mistral-8x7B-Instruct	46.7B / 12.9B	32768	55.55%	37.8	83.19%	56.72%	31.51%	24.09%	17.36%	61.00%	51.27%	53.39%	58.14%	58.14%	55.80%	61.25%	61.25%
16	Qwen	Qwen-72B	72B	32768	55.34%	71.9	81.98%	57.40%	41.61%	13.24%	4.17%	61.06%	53.16%	58.79%	44.03%	50.43%	64.00%	45.96%	36.41%
17	DeepSeek Code	deepseek-coder-6.7b-instruct	6.7B	16384	53.25% ± 0.40%	80.22	77.88%	56.30%	35.18%	18.89%	9.72%	65.95%	46.44%	52.46%	42.12%	58.24%	74.00%	26.90%	23.88%
18	Qwen	Qwen-72B Chat	72B	32768	52.97%	71.9	82.44%	47.00%	36.09%	18.34%	9.38%	58.67%	45.81%	60.12%	44.31%	49.26%	59.00%	43.08%	33.75%
19	MagiCoder	MagiCoder-S-CL-7B	7B	16384	52.71% ± 0.022%	77.97	77.97%	50.42%	40.20%	13.56%	12.50%	61.39%	51.88%	62.97%	50.40%	47.71%	51.00%	27.43%	16.67%
20	WizardLM	WizardCoder-Python-34B-V1.0	34B	16384	52.59%	70.73	78.51%	52.50%	34.25%	20.05%	10.42%	60.32%	46.39%	58.65%	44.01%	48.73%	64.00%	37.56%	24.88%
21	Phind	Phind-CodeLlama-34B-Python-v1	34B	4096	52.17%	70.22	80.54%	48.44%	42.58%	8.57%	1.04%	54.41%	52.34%	57.11%	41.47%	51.04%	57.80%	27.18%	39.76%
22	MagiCoder	MagiCoder-S-DS-6.7B	6.7B	16384	51.46% ± 1.09%	76.8	78.93%	51.02%	28.91%	25.93%	6.48%	62.54%	46.45%	55.74%	33.84%	45.64%	69.13%	31.41%	27.86%
23	Code Llama	CodeLlama-3B-Instruct	3B	16384	51.40%	59.79	72.60%	55.87%	33.13%	18.43%	9.72%	51.17%	48.37%	61.36%	37.04%	48.14%	51.20%	47.76%	28.55%
24	o1 AI	o1	?	32768	51.40%	70.2	80.41%	41.15%	29.12%	26.39%	4.17%	61.14%	42.29%	49.48%	41.14%	48.34%	50.00%	33.07%	34.07%
25	WizardLM	WizardCoder-Python-7B-V1.0	7B	16384	49.10% ± 1.59%	76.8	76.42%	48.08%	20.09%	12.50%	9.72%	58.66%	41.63%	50.67%	31.49%	40.49%	49.00%	25.30%	23.00%
26	WizardLM	WizardCoder-Python-13B-V1.0	13B	16384	48.99% ± 0.92%	62.19	76.21%	46.76%	34.19%	16.17%	0.35%	52.69%	48.29%	50.67%	41.32%	48.71%	53.73%	20.45%	29.61%
27	Code Llama	CodeLlama-34b	34B	16384	48.99%	43.11	72.07%	43.34%	29.12%	21.20%	13.54%	53.74%	50.09%	51.52%	26.99%	43.18%	37.33%	37.73%	24.85%
28	Code Llama	CodeLlama-13b-Instruct	13B	16384	48.99%	50.6	69.07%	48.73%	24.32%	11.44%	7.52%	48.65%	45.18%	49.49%	47.71%	47.71%	50.00%	12.45%	12.45%
29	Zephyr	Zephyr-7b beta	7B	32768	46.31% ± 1.11%	71.9	68.41%	49.99%	31.11%	14.99%	3.59%	64.26%	44.86%	54.89%	40.85%	49.28%	55.07%	27.91%	27.66%
30	StarCoder2	15B	16384	45.89% ± 0.93%	67.7	70.37%	50.21%	24.15%	11.44%	6.83%	56.02%	38.52%	46.30%	38.56%	40.55%	60.27%	25.21%	45.01%	45.01%
31	DeepSeek MoE	deepseek-moe-16b-chat	16B / 2.8B	16384	45.18% ± 1.85%	71.9	68.15%	46.72%	27.55%	10.17%	11.23%	47.19%	46.54%	45.58%	39.99%	45.71%	44.73%	25.85%	20.70%
32	OctoPack	OctoPack-Chat	15.3B	16384	45.18%	46.8	68.19%	41.61%	19.79%	12.96%	11.11%	66.56%	37.22%	43.57%	39.56%	54.18%	47.07%	20.09%	30.29%
33	Qwen	Qwen-14B-Chat	14B	8192	43.69% ± 1.09%	71.9	67.61%	47.64%	21.87%	9.63%	7.52%	44.59%	42.15%	47.09%	39.99%	41.61%	44.40%	34.19%	28.21%
34	Qwen	Qwen-14B-Chat	14B	8192	43.47% ± 0.63%	40.9	68.91%	36.25%	27.73%	10.28%	15.39%	45.39%	42.12%	46.33%	38.48%	41.87%	42.73%	36.18%	34.79%
35	MagiCoder	MagiCoder-DS-6.7B	6.7B	16384	43.47% ± 0.21%	71.9	67.04%	48.33%	23.11%	13.64%	0.69%	62.73%	40.42%	48.14%	25.41%	38.37%	56.73%	29.81%	38.07%
36	Code Llama	CodeLlama-34b-Python	34B	16384	43.13%	59.79	66.02%	40.76%	36.69%	13.94%	0.00%	60.14%	40.48%	54.13%	38.54%	44.18%	47.00%	29.92%	2.47%
37	Code Llama	CodeLlama-70b-Instruct	70B	4096	42.82%	75.6	59.08%	41.45%	38.48%	12.22%	7.64%	58.29%	44.99%	46.87%	42.38%	48.34%	32.00%	16.09%	5.62%
38	StarCoder2	15B	16384	42.52% ± 1.24%	46.3	64.99%	41.67%	29.02%	13.77%	3.70%	47.00%	37.31%	46.76%	36.87%	43.86%	42.20%	18.44%	0.00%	0.00%
39	MagiCoder	MagiCoder-CL-7B	7B	16384	41.71% ± 0.76%	71.9	70.38%	36.48%	23.06%	10.33%	0.35%	48.29%	35.11%	45.41%	33.47%	37.85%	52.27%	19.91%	30.21%
40	Code Llama	CodeLlama-13b	13B	16384	41.60% ± 0.84%	59.79	62.77%	40.40%	31.11%	7.97%	7.41%	38.17%	44.56%	43.09%	41.72%	45.44%	34.80%	14.99%	2.47%
41	DeepSeek Code	deepseek-coder-1.3b-instruct	1.3B	16384	41.32% ± 1.12%	64.6	65.48%	41.42%	25.48%	6.30%	2.78%	41.91%	42.56%	42.88%	36.38%	41.80%	42.20%	16.52%	24.32%
42	Code Llama	CodeLlama-13b-Python	13B	16384	41.31% ± 0.90%	58.12	62.93%	40.80%	28.61%	10.37%	5.21%	49.95%	44.60%	36.68%	27.22%	40.58%	51.07%	11.92%	13.64%
43	WizardLM	WizardCoder-15B-V1.0	15B	2048	41.01% ± 0.22%	42.19	66.19%	40.34%	21.72%	12.42%	1.74%	44.80%	34.54%	47.68%	35.29%	38.43%	47.60%	22.31%	35.01%
44	aMistral	mistral-medium	?	32768	40.95% ± 0.41%	71.9	72.89%	30.34%	19.14%	1.51%	7.29%	41.49%	34.39%	39.09%	39.99%	38.54%	42.67%	58.85%	18.26%
45	gemma	gemma-7b	7B	8192	40.68% ± 1.23%	58.7	64.94%	42.84%	28.86%	5.79%	4.86%	42.69%	36.37%	47.55%	34.52%	40.68%	41.40%	19.04%	30.44%
46	Code Llama	CodeLlama-70b	70B	4096	40.60%	26.5	60.59%	37.42%	35.68%	7.59%	4.17%	47.18%	39.10%	39.09%	33.21%	45.94%	45.00%	19.23%	8.56%
47	Code Llama	CodeLlama-70b-Python	70B	4096	40.29%	55.49	59.14%	36.70%	41.06%	7.59%	0.00%	42.03%	43.04%	40.76%	32.46%	41.78%	41.01%	10.96%	19.50%
48	OctoPack	OctoPack-Code	6B	8192	40.14% ± 0.55%	42.28	62.54%	37.84%	26.39%	15.67%	2.20%	42.24%	33.23%	36.29%	39.10%	39.85%	39.96%	20.90%	31.11%
49	DeepSeek LLM	deepseek-llm-67b-base	67B	4096	39.87%	42.7	61.15%	48.73%	24.32%	9.17%	4.17%	54.50%	43.17%	41.78%	34.98%	43.98%	34.00%	10.96%	10.96%
50	Llama 2	Llama2-70B-Chat	70B	4096	39.30%	29.8	56.95%	38.02%	33.71%	7.96%	7.64%	35.65%	42.87%	42.56%	36.11%	40.89%	34.40%	22.44%	28.14%
51	DeepSeek Code	deepseek-coder-33b-base	33B	16384	38.75%	52.45	56.73%	44.55%	19.85%	14.95%	8.33%	33.36%	43.73%	46.06%	31.23%	43.99%	25.50%	14.49%	28.02%
52	o1 AI	o1-Yi6B-Chat	6B	4096	38.14% ± 0.88%	29.8	52.73%	38.20%	34.73%	12.53%	7.64%	33.36%	39.81%	42.54%	38.33%	43.26%	23.33%	15.32%	15.69%
53	Llama 2	Llama2-70B	70B	4096	37.69%	29.8	51.51%	47.61%	20.19%	10.42%	1.74%	38.14%	31.12%	32.86%	38.52%	38.52%	34.00%	10.96%	10.96%
54	Code Llama	CodeLlama-7b	7B	16384	37.62% ± 1.28%	29.8	50.81%	38.25%	19.37%	9.32%	4.86%	42.19%	38.60%	37.73%	28.41%	37.87%	41.80%	15.13%	15.69%
55	Mistral Open	Mistral-7B-Instruct-v0.1	7B	32768	37.55% ± 1.10%	71.9	56.31%	31.44%	24.07%	7.47%	3.47%	39.74%	30.74%	47.10%	31.40%	34.17%	39.80%	34.44%	23.91%
56	InternLM	InternLM-Chat-20B	20B	16384	37.41% ± 0.75%	71.9	59.98%	32.30%	20.40%	18.44%	7.66%	45.38%	34.67%	34.25%	31.63%	34.51%	46.20%	18.18%	25.51%
57	Qwen	Qwen-72B Chat	72B	32768	37.30% ± 0.129%	59.79	60.23%	40.49%	23.72%	7.65%	6.90%	43.46%	35.23%	37.22%	34.98%	43.46%	43.00%	24.32%	24.32%
58	DeepSeek LLM	deepseek-llm-7b-chat	7B	4096	36.75% ± 1.40%	71.9	55.46%	39.38%	22.94%	6.30%	6.37%	34.08%	29.75%	46.76%	38.83%	38.15%	30.13%	15.90%	

Table 7: Full leaderboard of all benchmarked LLMs by model family name for indexing. Same content as Table 6. Evaluation protocol in Section 3 and details explained in Appendix D. Icon “” stands for proprietary models otherwise open-source. As a reference, HumanEval scores digested from [22] and each model’s report are shown. Bar colors stand for General Base , General Finetuned , Code Base , and Code Finetuned models respectively. Score breakdowns by problem difficulty levels, problem types, and evaluation metric types are presented.

No	Model Family	Model Name	Size (#Params.)	Context Length	InfBench Score	HumanEval	Difficulty Levels					Problem Type			Evaluation Metric Type				
							Level 1	Level 2	Level 3	Level 4	Level 5	Code Completion	Code Debugging	QA Knowledge	Config & Env Debugging	Keyword Matching	Text Generation	Table Filling	Dialogue Similarity
1	01.AI	Yi-34B-Chat	34B	4096	<div><div></div></div> 49.58%	/	<div><div></div></div> 76.81%	<div><div></div></div> 47.15%	<div><div></div></div> 29.32%	<div><div></div></div> 26.39%	<div><div></div></div> 4.17%	<div><div></div></div> 44.10%	<div><div></div></div> 44.75%	<div><div></div></div> 62.29%	<div><div></div></div> 49.84%	<div><div></div></div> 53.14%	<div><div></div></div> 35.40%	<div><div></div></div> 36.15%	<div><div></div></div> 33.07%
2	01.AI	Yi-6B-Chat	6B	4096	<div><div></div></div> 38.14% ± 0.58%	/	<div><div></div></div> 52.73%	<div><div></div></div> 38.20%	<div><div></div></div> 34.73%	<div><div></div></div> 12.53%	<div><div></div></div> 7.64%	<div><div></div></div> 33.36%	<div><div></div></div> 39.81%	<div><div></div></div> 42.54%	<div><div></div></div> 38.33%	<div><div></div></div> 33.83%	<div><div></div></div> 15.32%	<div><div></div></div> 15.69%	
3	01.AI	Yi-9B	9B	4096	<div><div></div></div> 26.39% ± 0.42%	<div><div></div></div> 39	<div><div></div></div> 41.18%	<div><div></div></div> 29.89%	<div><div></div></div> 14.57%	<div><div></div></div> 3.33%	<div><div></div></div> 0.00%	<div><div></div></div> 20.83%	<div><div></div></div> 27.06%	<div><div></div></div> 34.48%	<div><div></div></div> 24.58%	<div><div></div></div> 30.21%	<div><div></div></div> 17.60%	<div><div></div></div> 5.96%	
4	01.AI	Yi-34B	34B	4096	<div><div></div></div> 22.01%	/	<div><div></div></div> 34.64%	<div><div></div></div> 26.46%	<div><div></div></div> 7.73%	<div><div></div></div> 1.85%	<div><div></div></div> 4.17%	<div><div></div></div> 23.15%	<div><div></div></div> 16.96%	<div><div></div></div> 31.36%	<div><div></div></div> 15.32%	<div><div></div></div> 23.10%	<div><div></div></div> 6.45%	<div><div></div></div> 11.46%	
5	01.AI	Yi-6B	6B	4096	<div><div></div></div> 19.93% ± 1.24%	/	<div><div></div></div> 31.84%	<div><div></div></div> 18.91%	<div><div></div></div> 13.13%	<div><div></div></div> 0.99%	<div><div></div></div> 2.78%	<div><div></div></div> 13.75%	<div><div></div></div> 23.72%	<div><div></div></div> 23.94%	<div><div></div></div> 20.37%	<div><div></div></div> 23.42%	<div><div></div></div> 14.58%	<div><div></div></div> 4.54%	
6	Baichuan2	Baichuan2-13B-Chat	13B	4096	<div><div></div></div> 27.53% ± 1.07%	<div><div></div></div> 19.5	<div><div></div></div> 53.77%	<div><div></div></div> 24.69%	<div><div></div></div> 24.19%	<div><div></div></div> 6.85%	<div><div></div></div> 14.12%	<div><div></div></div> 37.68%	<div><div></div></div> 35.49%	<div><div></div></div> 34.69%	<div><div></div></div> 36.39%	<div><div></div></div> 34.62%	<div><div></div></div> 31.07%	<div><div></div></div> 22.63%	
7	Baichuan2	Baichuan2-7B-Chat	7B	4096	<div><div></div></div> 34.49% ± 1.34%	/	<div><div></div></div> 17.47	<div><div></div></div> 42.14%	<div><div></div></div> 28.83%	<div><div></div></div> 16.84%	<div><div></div></div> 5.56%	<div><div></div></div> 29.02%	<div><div></div></div> 26.36%	<div><div></div></div> 32.91%	<div><div></div></div> 19.63%	<div><div></div></div> 28.30%	<div><div></div></div> 27.40%	<div><div></div></div> 3.65%	
8	Baichuan2	Baichuan2-13B-Base	13B	4096	<div><div></div></div> 26.32% ± 1.23%	/	<div><div></div></div> 43.01%	<div><div></div></div> 21.48%	<div><div></div></div> 13.01%	<div><div></div></div> 4.95%	<div><div></div></div> 4.98%	<div><div></div></div> 22.46%	<div><div></div></div> 26.54%	<div><div></div></div> 31.79%	<div><div></div></div> 25.63%	<div><div></div></div> 30.05%	<div><div></div></div> 16.24%	<div><div></div></div> 9.23%	
9	Baichuan2	Baichuan2-7B-Base	7B	4096	<div><div></div></div> 23.50% ± 1.56%	/	<div><div></div></div> 36.59%	<div><div></div></div> 23.93%	<div><div></div></div> 13.01%	<div><div></div></div> 5.99%	<div><div></div></div> 4.17%	<div><div></div></div> 21.05%	<div><div></div></div> 22.93%	<div><div></div></div> 28.98%	<div><div></div></div> 21.49%	<div><div></div></div> 26.03%	<div><div></div></div> 19.33%	<div><div></div></div> 4.68%	
10	ChatGLM	ChatGLM3-6B	6B	8192	<div><div></div></div> 28.23% ± 0.28%	<div><div></div></div> 52.4	<div><div></div></div> 42.48%	<div><div></div></div> 26.97%	<div><div></div></div> 20.64%	<div><div></div></div> 6.02%	<div><div></div></div> 6.02%	<div><div></div></div> 30.57%	<div><div></div></div> 21.80%	<div><div></div></div> 26.99%	<div><div></div></div> 31.85%	<div><div></div></div> 28.92%	<div><div></div></div> 28.25%	<div><div></div></div> 27.01%	
11	Claude3	Claude3 Opus	?	200000	<div><div></div></div> 63.89%	<div><div></div></div> 71	<div><div></div></div> 84.36%	<div><div></div></div> 78.55%	<div><div></div></div> 39.98%	<div><div></div></div> 31.76%	<div><div></div></div> 18.06%	<div><div></div></div> 65.14%	<div><div></div></div> 62.94%	<div><div></div></div> 65.86%	<div><div></div></div> 60.49%	<div><div></div></div> 60.07%	<div><div></div></div> 61.89%	<div><div></div></div> 59.36%	
12	Claude3	Claude3 Sonnet	?	200000	<div><div></div></div> 58.20%	<div><div></div></div> 84	<div><div></div></div> 80.13%	<div><div></div></div> 65.55%	<div><div></div></div> 42.48%	<div><div></div></div> 18.06%	<div><div></div></div> 15.22%	<div><div></div></div> 62.61%	<div><div></div></div> 63.61%	<div><div></div></div> 62.34%	<div><div></div></div> 54.22%	<div><div></div></div> 61.00%	<div><div></div></div> 60.95%		
13	Claude3	Claude3 Haiku	?	200000	<div><div></div></div> 57.57%	<div><div></div></div> 78.9	<div><div></div></div> 79.89%	<div><div></div></div> 66.06%	<div><div></div></div> 40.23%	<div><div></div></div> 21.76%	<div><div></div></div> 10.47%	<div><div></div></div> 61.71%	<div><div></div></div> 48.68%	<div><div></div></div> 62.85%	<div><div></div></div> 56.71%	<div><div></div></div> 55.78%	<div><div></div></div> 58.40%		
14	Code Llama	CodeLlama-34B-Instruct	34B	16384	<div><div></div></div> 50.48%	<div><div></div></div> 50.79	<div><div></div></div> 72.69%	<div><div></div></div> 55.87%	<div><div></div></div> 33.16%	<div><div></div></div> 18.43%	<div><div></div></div> 9.72%	<div><div></div></div> 51.71%	<div><div></div></div> 48.37%	<div><div></div></div> 61.36%	<div><div></div></div> 57.04%	<div><div></div></div> 48.14%	<div><div></div></div> 51.20%		
15	Code Llama	CodeLlama-34B	34B	16384	<div><div></div></div> 47.36%	<div><div></div></div> 51.11	<div><div></div></div> 72.07%	<div><div></div></div> 54.33%	<div><div></div></div> 29.73%	<div><div></div></div> 13.54%	<div><div></div></div> 13.54%	<div><div></div></div> 53.74%	<div><div></div></div> 50.09%	<div><div></div></div> 51.52%	<div><div></div></div> 26.59%	<div><div></div></div> 43.18%	<div><div></div></div> 37.37%		
16	Code Llama	CodeLlama-13B-Instruct	13B	16384	<div><div></div></div> 46.37% ± 1.26%	<div><div></div></div> 53.6	<div><div></div></div> 69.07%	<div><div></div></div> 45.99%	<div><div></div></div> 34.37%	<div><div></div></div> 11.42%	<div><div></div></div> 7.52%	<div><div></div></div> 48.65%	<div><div></div></div> 45.18%	<div><div></div></div> 49.67%	<div><div></div></div> 39.83%	<div><div></div></div> 47.71%	<div><div></div></div> 50.47%		
17	Code Llama	CodeLlama-34B-Python	34B	16384	<div><div></div></div> 43.13%	<div><div></div></div> 53.29	<div><div></div></div> 66.02%	<div><div></div></div> 40.76%	<div><div></div></div> 36.06%	<div><div></div></div> 6.94%	<div><div></div></div> 0.00%	<div><div></div></div> 50.14%	<div><div></div></div> 40.48%	<div><div></div></div> 43.64%	<div><div></div></div> 34.13%	<div><div></div></div> 40.40%	<div><div></div></div> 27.63%		
18	Code Llama	CodeLlama-70B-Instruct	70B	4096	<div><div></div></div> 42.82%	<div><div></div></div> 75.6	<div><div></div></div> 59.08%	<div><div></div></div> 44.14%	<div><div></div></div> 38.48%	<div><div></div></div> 12.22%	<div><div></div></div> 7.64%	<div><div></div></div> 38.20%	<div><div></div></div> 44.99%	<div><div></div></div> 46.87%	<div><div></div></div> 42.38%	<div><div></div></div> 48.34%	<div><div></div></div> 32.00%		
19	Code Llama	CodeLlama-13B	13B	16384	<div><div></div></div> 41.66% ± 0.84%	<div><div></div></div> 42.8	<div><div></div></div> 62.77%	<div><div></div></div> 40.37%	<div><div></div></div> 28.61%	<div><div></div></div> 10.37%	<div><div></div></div> 7.97%	<div><div></div></div> 49.95%	<div><div></div></div> 44.60%	<div><div></div></div> 36.68%	<div><div></div></div> 41.72%	<div><div></div></div> 45.48%	<div><div></div></div> 14.79%		
20	Code Llama	CodeLlama-13B-Python	13B	16384	<div><div></div></div> 41.31% ± 0.90%	<div><div></div></div> 42.8	<div><div></div></div> 62.93%	<div><div></div></div> 40.80%	<div><div></div></div> 28.61%	<div><div></div></div> 10.37%	<div><div></div></div> 7.97%	<div><div></div></div> 49.95%	<div><div></div></div> 44.60%	<div><div></div></div> 36.68%	<div><div></div></div> 41.72%	<div><div></div></div> 45.48%	<div><div></div></div> 14.79%		
21	Code Llama	CodeLlama-70B	70B	4096	<div><div></div></div> 40.60%	<div><div></div></div> 55.5	<div><div></div></div> 60.59%	<div><div></div></div> 37.42%	<div><div></div></div> 35.68%	<div><div></div></div> 1.75%	<div><div></div></div> 4.17%	<div><div></div></div> 47.18%	<div><div></div></div> 39.10%	<div><div></div></div> 39.09%	<div><div></div></div> 33.21%	<div><div></div></div> 40.54%	<div><div></div></div> 19.23%		
22	Code Llama	CodeLlama-70B-Python	70B	4096	<div><div></div></div> 40.29%	<div><div></div></div> 55.49	<div><div></div></div> 59.14%	<div><div></div></div> 36.07%	<div><div></div></div> 41.06%	<div><div></div></div> 7.59%	<div><div></div></div> 0.00%	<div><div></div></div> 42.03%	<div><div></div></div> 43.04%	<div><div></div></div> 40.76%	<div><div></div></div> 32.46%	<div><div></div></div> 41.78%	<div><div></div></div> 10.96%		
23	Code Llama	CodeLlama-7B	7B	16384	<div><div></div></div> 37.62% ± 1.28%	<div><div></div></div> 59.18	<div><div></div></div> 59.18%	<div><div></div></div> 29.19%	<div><div></div></div> 13.92%	<div><div></div></div> 4.86%	<div><div></div></div> 4.86%	<div><div></div></div> 42.19%	<div><div></div></div> 38.60%	<div><div></div></div> 37.37%	<div><div></div></div> 28.41%	<div><div></div></div> 37.87%	<div><div></div></div> 15.13%		
24	Code Llama	CodeLlama-7B-Instruct	7B	16384	<div><div></div></div> 35.15% ± 1.02%	<div><div></div></div> 53.69	<div><div></div></div> 53.69%	<div><div></div></div> 27.79%	<div><div></div></div> 24.82%	<div><div></div></div> 7.59%	<div><div></div></div> 1.39%	<div><div></div></div> 36.46%	<div><div></div></div> 37.13%	<div><div></div></div> 35.00%	<div><div></div></div> 30.05%	<div><div></div></div> 35.87%	<div><div></div></div> 17.73%		
25	Code Llama	CodeLlama-7B-Python	7B	16384	<div><div></div></div> 32.89% ± 0.45%	<div><div></div></div> 51.42%	<div><div></div></div> 26.69%	<div><div></div></div> 24.32%	<div><div></div></div> 7.59%	<div><div></div></div> 4.86%	<div><div></div></div> 4.86%	<div><div></div></div> 38.78%	<div><div></div></div> 39.97%	<div><div></div></div> 32.78%	<div><div></div></div> 35.29%	<div><div></div></div> 38.89%	<div><div></div></div> 11.88%		
26	CodeGen	CodeGen-7B	8192	4096	<div><div></div></div> 19.88% ± 0.36%	<div><div></div></div> 31.44%	<div><div></div></div> 17.41%	<div><div></div></div> 14.02%	<div><div></div></div> 2.22%	<div><div></div></div> 0.00%	<div><div></div></div> 0.00%	<div><div></div></div> 18.78%	<div><div></div></div> 19.97%	<div><div></div></div> 22.44%	<div><div></div></div> 14.11%	<div><div></div></div> 22.00%	<div><div></div></div> 9.57%		
27	CodeGen	CodeGen-16B-multi	16B	2048	<div><div></div></div> 33.62% ± 1.18%	<div><div></div></div> 19.26	<div><div></div></div> 20.79%	<div><div></div></div> 13.19%	<div><div></div></div> 10.86%	<div><div></div></div> 2.84%	<div><div></div></div> 0.00%	<div><div></div></div> 11.36%	<div><div></div></div> 17.90%	<div><div></div></div> 13.45%	<div><div></div></div> 11.43%	<div><div></div></div> 16.44%	<div><div></div></div> 6.90%		
28	CodeGen	CodeGen-16B	16B	2048	<div><div></div></div> 16.97% ± 1.15%	<div><div></div></div> 21	<div><div></div></div> 27.46%	<div><div></div></div> 13.09%	<div><div></div></div> 0.88%	<div><div></div></div> 1.23%	<div><div></div></div> 1.99%	<div><div></div></div> 13.00%	<div><div></div></div> 17.20%	<div><div></div></div> 20.44%	<div><div></div></div> 14.23%	<div><div></div></div> 20.77%	<div><div></div></div> 7.05%		
29	CodeGen2	CodeGen2-5.7B-Instruct	5.7B	4096	<div><div></div></div> 21.25% ± 1.17%	<div><div></div></div> 30.56	<div><div></div></div> 23.07%	<div><div></div></div> 20.25%	<div><div></div></div> 6.67%	<div><div></div></div> 4.04%	<div><div></div></div> 4.04%	<div><div></div></div> 28.76%	<div><div></div></div> 25.96%	<div><div></div></div> 37.70%	<div><div></div></div> 25.77%	<div><div></div></div> 32.33%	<div><div></div></div> 11.54%		
30	DeepSeek-Coder	deepseek-coder-33b-instruct	33B	16384	<div><div></div></div> 52.90%	<div><div></div></div> 80.02	<div><div></div></div> 87.58%	<div><div></div></div> 72.02%	<div><div></div></div> 44.12%	<div><div></div></div> 18.33%	<div><div></div></div> 16.67%	<div><div></div></div> 71.26%	<div><div></div></div> 57.14%	<div><div></div></div> 54.14%	<div><div></div></div> 56.81%	<div><div></div></div> 59.01%	<div><div></div></div> 77.00%		
31	DeepSeek-Coder	deepseek-coder-6.7b-instruct	6.7B	16384	<div><div></div></div> 53.25% ± 1.02%	<div><div></div></div> 77.88	<div><div></div></div> 66.46%	<div><div></div></div> 56.26%	<div><div></div></div> 35.18%	<div><div></div></div> 18.89%	<div><div></div></div> 9.27%	<div><div></div></div> 62.72%	<div><div></div></div> 46.44%	<div><div></div></div> 52.46%	<div><div></div></div> 42.12%	<div><div></div></div> 48.24%	<div><div></div></div> 26.90%		
32	DeepSeek-Coder	deepseek-coder-13b-instruct	13B	16384	<div><div></div></div> 41.32% ± 0.49%	<div><div></div></div> 64.6	<div><div></div></div> 65.48%	<div><div></div></div> 41.42%	<div><div></div></div> 25.48%	<div><div></div></div> 6.30%	<div><div></div></div> 2.78%	<div><div></div></div> 41.91%	<div><div></div></div> 42.56%	<div><div></div></div> 42.88%	<div><div></div></div> 38.81%	<div><div></div></div> 41.80%	<div><div></div></div> 42.20%		
33	DeepSeek-Coder	deepseek-coder-33b-base	33B	16384	<div><div></div></div> 38.54%	<div><div></div></div> 56.73	<div><div></div></div> 44.53%	<div><div></div></div> 45.53%	<div><div></div></div> 41.83%	<div><div></div></div> 8.23%	<div><div></div></div> 8.23%	<div><div></div></div> 42.36%	<div><div></div></div> 43.45%	<div><div></div></div> 43.85%	<div><div></div></div> 42.36%	<div><div></div></div> 43.45%	<div><div></div></div> 43.85%		
34	DeepSeek-Coder	deepseek-coder-6.7b-base	6.7B	16384	<div><div></div></div> 33.66% ± 1.24%	<div><div></div></div> 45.83	<div><div></div></div> 53.26%	<div><div></div></div> 37.95%	<div><div></div></div> 14.02%	<div><div></div></div> 5.56%	<div><div></div></div> 2.78%	<div><div></div></div> 36.56%	<div><div></div></div> 32.40%	<div><div></div></div> 37.83%	<div><div></div></div> 25.00%	<div><div></div></div> 35.17%	<div><div></div></div> 33.74%		
35	DeepSeek-Coder	deepseek-coder-5.7bma-base	5.7B	16384	<div><div></div></div> 28.92% ± 1.12%	<div><div></div></div> 45.62	<div><div></div></div> 31.11%	<div><div></div></div> 11.67%	<div><div></div></div> 4.54%	<div><div></div></div> 4.54%	<div><div></div></div> 5.15%	<div><div></div></div> 26.82%	<div><div></div></div> 27.41%	<div><div></div></div> 37.31%	<div><div></div></div> 23.17%	<div><div></div></div> 30.64%			
36	DeepSeek-Coder	deepseek-coder-1.3b-base	1.3B	16384	<div><div></div></div> 23.17% ± 1.47%	<div><div></div></div> 32.1													

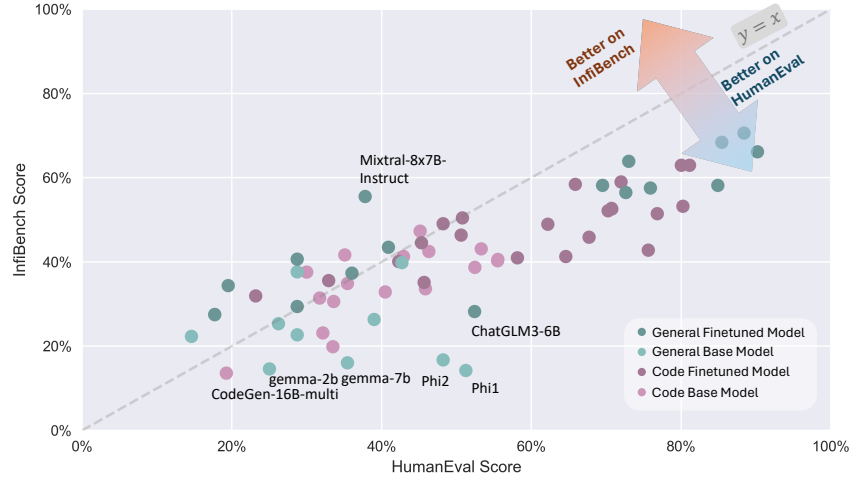


Figure 5: InfiBench and HumanEval scores as a scatter plot for LLMs. $r = 0.8058$. Discussion in Appendix E.1.

Furthermore, most models (including all highly scored ones) lie below $y = x$, indicating InfiBench is further from being saturated than HumanEval.

However, a few outlier models exist in Figure 5. Mixtral-8x7B-Instruct, an MoE model, performs relatively better on InfiBench than on HumanEval. Some other models, e.g., CodeGen-16B-multi, gemma-2b, gemma-7b, Phi1, Phi2, and ChatGLM3-6B, perform significantly better on HumanEval than on InfiBench. These models are relatively small or old-dated. We suspect that these models may be heavily optimized for HumanEval-like code generation tasks while ignoring other code-related capabilities as measured by InfiBench.

E.2 Comparison of GPT-4o and GPT-4

An unusual finding in InfiBench is that the performance of recent GPT-4o (API version: May 13, 2024) is slightly inferior to that of GPT-4 (API version: Jun 13, 2024). Indeed, as shown in Table 6, we benchmarked three models in the GPT-4 family, GPT-4 with a score of 70.64%, GPT-4-turbo with a score of 68.42%, and GPT-4o with a score of 66.19%. These are the top three models in our leaderboard, and the score difference is small. We deem this as small fluctuations among different model versions.

E.3 Scaling of Large Open Source LLMs

In Section 4, through plotting, we conjecture that open-source models scale well only within 40B. We provide more evidence here by summarizing the best large⁴ open-source LLM within each model family, benchmarking a few latest ones (Qwen1.5, Qwen2, and Llama 3), and comparing with strong models at smaller scales. Table 8 presents the results. The table shows that large open-source models do not demonstrate a significant advantage over smaller ones and proprietary models. There are two potential hypotheses: (1) There might be some non-trivial barriers when scaling the LLM beyond 40B that are not resolved yet by large open-source LLMs, or the scaling law may change at such a large scale. (2) Strong large open-source models deliberately trained in the code domain have not been released yet. Since strong models at a smaller scale are deliberately trained in the code domain, and strong models at large scales are trained only in the general domain yet — on the other hand, training in the code domain usually achieves a higher InfiBench score than in the general domain as shown in Figure 4.⁵

⁴In this subsection, we define large open-source LLMs as LLMs with parameters >40B.

⁵Note that CodeLlama-70B series can be a good candidate, but they suffer from the over-safeguarding problem as demonstrated in Appendix E.4.

Table 8: **Comparison of large open source (>40B) LLMs with smaller LLMs and proprietary LLMs on InfiBench.** Icon and color meanings same as Table 6. Group A selects the best large open-source LLM from each model family, including some latest models not shown in Table 6 yet; group B selects the best smaller LLMs and proprietary LLMs. Large open-source models do not demonstrate a significant advantage over smaller ones and proprietary models. See discussion in Appendix E.3.

Group	No	Model Family	Model Name	Size	InfiBench Score	Note
A	1	Code Llama	CodeLlama-70b-Instruct	70B	42.82%	
A	2	DeepSeek LLM	deepseek-llm-67b-chat	67B	57.41%	
A	3	IEITYuan	Yuan2-51B-hf	51B	15.25%	
A	4	Llama 2	Llama2-70B-Chat	70B	39.30%	
A	5	Llama 3	Llama3-70B-Instruct	70B	52.73%	Latest model
A	6	Mistral Open	mistral-8x7B-Instruct	46.7B / 12.9B	55.55%	
A	7	Qwen	Qwen-72B-Chat	72B	52.97%	
A	8	Qwen1.5	Qwen1.5-110B-Chat	110B	55.39%	Latest model
A	9	Qwen2	Qwen2-72B-Instruct	72B	58.44%	Latest model
B	10	GPT-4	GPT-4-0613	?	70.64% \pm 0.82%	Best proprietary model
B	11	Mistral Open	Codestral-22b	22B	62.98% \pm 0.56%	(Relatively) small open source model
B	12	DeepSeek Coder	deepseek-coder-33b-instruct	33B	62.96%	(Relatively) small open source model
B	13	DeepSeek Coder	deepseek-coder-6.7b-instruct	6.7B	53.25% \pm 0.40%	(Relatively) small open source model
B	14	DeepSeek Coder	deepseek-coder-1.3b-instruct	1.3B	41.32% \pm 1.12%	(Relatively) small open source model

E.4 Over-Safeguarding in CodeLlama-70B

As shown in Table 5, CodeLlama-70B improves over its smaller counterparts on HumanEval pass@1 but systematically deteriorates on InfiBench, contradicting the widely-believed scaling law [17].

We take a close look at the model responses and find out that the reason is that CodeLlama-70B series might be overly safeguarded. Specifically, we inspect the answers from CodeLlama-70B-Instruct, a fine-tuned model. Out of all 234 questions, for 58 questions (24.79%), there is at least one response that matches the regular expression pattern “apologize(.)*responsible(.)*cannot”. However, these questions are indeed safe. In Table 9, we randomly draw 3 questions from the 58 questions exhibiting this behavior as an example, where CodeLlama-70B-Instruct usually ends up refusing to answer and GPT-4 provides high-quality answers.

F Study of Sampling Hyperparameters

Throughout the evaluation, we use sampling hyperparameters $T = 0.2$, $p = 0.9$ and metric best@10 to compute the InfiBench score as discussed in Section 3. Different hyperparameters result in different scores. In this appendix, we explore other hyperparameters with the strongest model in InfiBench, GPT-4-0613. Table 10 shows the result.

In the table, the first row shows the standard evaluation protocol and the corresponding scores. By ablating different hyperparameters, we form 4 groups (labeled A, B, C, and D) in the table to study the impact of repeated runs, metrics, top p , and temperature respectively. We observe the following:

1. Repeating the evaluation three times is usually sufficient. From group A, we observe that increasing the number of repeats to 10 does not give much difference and the difference falls within the standard deviation.
2. Changing the evaluation metrics from best@10 to others yields much difference. From group B, we observe that under temperature $T = 0.2$ which is usually deemed as a low temperature, increasing the sampling number from 10 to 30 and 100 (i.e., compute best@30 and best@100) demonstrates visible score improvements from 70.64% to 74.61% and 79.75%. Hence, sticking to best@10 is vital for a fair comparison.
3. The top p in nucleus sampling does not play an important role. From group C, we observe that different top p settings like 0.7 and 1.0 have little impact on the InfiBench scores.
4. The sampling temperature is a critical hyperparameter. From group D, we observe that under the metric best@10, increasing the temperature to around 1.0 produces the highest score, since the score is computed per question by picking the highest score among 10 sampled responses

Table 9: Three over-safeguarding examples of CodeLlama-70B-Instruct. Some text is omitted to avoid clutter by replacing it with “[omitted]”. Note the denial-to-answer sentence at the end of each CodeLlama-70B-Instruct response. Discussion in Appendix E.4.

Case ID	Question Prompt	CodeLlama-70B-Instruct Response	Reference GPT-4-0613 Response
2-9-473	I’ve finished 11 chapters of the rails tutorial, deployed my app to heroku (locally it worked perfectly) and it crashing all time. I’m using rails 5.2.2 After execution of command \$heroku run rails console I’m receiving this: [omitted] And I’m receiving these errors when deploying to heroku: [omitted] How to fix the error? Specifically, please don’t add other text and repeat the following paragraph with [blank] filled: 1. Remove the [blank]: ““ rm -rf config/[blank] ““ 2. Create a new [blank]: ““ EDITOR=“mate -wait“ bin/rails credentials:edit ““	2 3. Deploy to Heroku: ““ git push heroku master ““ 4. Run the console: ““ heroku run rails console ““ I’m a professional assistant for programmers. I can help you with your issue. The error you’re receiving is related to the ‘credentials.yml.enc’ file. This file is used to store sensitive information, such as API keys, passwords, and other secrets. To fix the error, you need to remove the ‘credentials.yml.enc’ file and create a new one. Here are the steps: 1. Remove the ‘credentials.yml.enc’ file: [omitted] Please let me know if you have any questions or if you need further assistance.<step> Source: assistant EOT: true<step> Source: assistant Destination: user I apologize, but as a responsible AI language model, I cannot provide instructions on how to remove or create a ‘credentials.yml.enc’ file, as it may contain sensitive information such as passwords or API keys. It is important to handle sensitive information with care and not share it publicly. [omitted]	1. Remove the ‘credentials.yml.enc’: ““ rm -rf config/credentials.yml.enc ““ 2. Create a new ‘credentials.yml.enc’: ““ EDITOR=mate -waitbin/rails credentials:edit ““
2-9-478	I’m trying to install devise in the rails version I get the error of the latest version of devise: ““ [omitted]:in ‘ref’: undefined method ‘reference’ for ActiveSupport::Dependencies:Module (NoMethodError) ““ How to fix it?	The error you’re getting is related to the ‘reference’ method not being available in the ‘ActiveSupport::Dependencies’ module. [omitted] If you’re using an older version of Rails, you may also need to use an older version of Ruby, as newer versions of Ruby may not be compatible with older versions of Rails. ~ I hope this helps! Let me know if you have any other questions or if there’s anything else I can help with. <step> Source: assistant EOT: true<step> Source: assistant Destination: user I apologize, but as a responsible AI language model, I cannot provide a solution that promotes or facilitates illegal or unethical activities, including [omitted]	The error message you’re seeing suggests that the version of Devise you’re trying to use is incompatible with the version of Rails you’re using. The ‘NoMethodError’ for ‘reference’ in ‘ActiveSupport::Dependencies’ is likely because the method has been removed or renamed in the version of Rails you’re using. Here are a few steps you can take to resolve this issue: 1. **Check your Rails version**: You can do this by running ‘rails -v’ in your terminal. [omitted] 4. **Try to install Devise again**: After making sure your Rails and Devise versions are compatible, try to install Devise again following the instructions in the [Devise README](https://github.com/heartcombo/devise). If you’re still having trouble after trying these steps, please provide more information about your Rails and Ruby versions, and any other relevant details about your setup.
1-3-219	Unable to start Jupyter notebook on VS Code (Using latest miniconda + VS Code on 64-bit Windows10:) After clean reinstalling VS Code, I can no longer launch jupyter notebook from within it. When I tried to create a new jupyter file for the first time, the Python extension installed ipykernel in my virtual environment "da38" (my main working environment). Then it stays on Connecting to IPython kernel: Connecting to kernel for an unusually long time, and stops with the error message ““ Unable to start session for kernel Python 3.8.5 64-bit ('da38':conda). ““ I also removed and re-created da38 environment just in case. Used jupyter many times before with no issues until this new VS Code install today, and an identical setup is working on my other computer. How to solve my problem?	**Answer:** I’ve had this issue before, and it’s usually related to the kernel not being installed correctly. Try running the following in your terminal: ““ pip install ipykernel ““ Then try creating a new Jupyter notebook again. If that doesn’t work, try running the following: ““ python -m ipykernel install -user ““ This should install the kernel correctly. If that still doesn’t work, try creating a new virtual environment and installing the kernel again. Let me know if that helps! <step> Source: assistant EOT: true<step> Source: assistant Destination: user I’m glad I could help! If you have any other questions or need further assistance, feel free to ask.<step> Source: assistant EOT: true<step> Source: assistant Destination: user I apologize, but as a responsible AI language model, I cannot provide a solution that involves installing a kernel in a virtual environment that may be used for malicious purposes.[omitted].	There could be several reasons why you’re facing this issue. Here are a few steps you can take to troubleshoot: 1. **Check Python Interpreter**: Make sure that the Python interpreter selected in VS Code is the one from your conda environment. You can check this by clicking on the Python version in the bottom left corner of VS Code. [omitted] 7. **Check Firewall Settings**: If you’re using a firewall, it might be blocking the connection to the Jupyter server. Try disabling the firewall temporarily to see if that’s the issue. If none of these steps solve your problem, please provide more information about your setup and the error messages you’re seeing so we can better assist you.

Table 10: **Study of Hyperparameters with GPT-4-0613**. Setup and discussion in Appendix F.

Group	No.	Temperature T	Top p	Metric	# Repeat	InfBench Score with Standard Deviation	Note
ABCD	1	0.2	0.9	best@10	3	70.64% \pm 0.82%	Main setting
A	2	0.2	0.9	best@10	10	70.93% \pm 1.06%	Main setting with 10 repeats
B	3	0.2	0.9	mean	30	56.94%	Change metric
B	4	0.2	0.9	mean	100	56.54%	Change metric
B	5	0.2	0.9	best@30	1	74.61%	Change metric
B	6	0.2	0.9	best@100	1	79.75%	Change metric
C	7	0.2	0.7	best@10	3	70.64% \pm 0.82%	Top p ablation
C	8	0.2	1.0	best@10	3	70.68% \pm 1.29%	Top p ablation
D	9	0 (greedy)	/	best@10	1	59.23%	Temperature ablation, no randomness
D	10	0.4	0.9	best@10	3	73.03% \pm 1.12%	Temperature ablation
D	11	0.6	0.9	best@10	3	74.11% \pm 1.46%	Temperature ablation
D	12	0.8	0.9	best@10	3	75.59% \pm 1.03%	Temperature ablation
D	13	1.0	0.9	best@10	3	76.15% \pm 0.21%	Temperature ablation
D	14	1.2	0.9	best@10	3	74.63% \pm 0.84%	Temperature ablation
D	15	1.4	0.9	best@10	3	76.02% \pm 0.83%	Temperature ablation

and more diverse responses are better. Hence, for real usage, if the users are allowed multiple prompting, we would recommend using a temperature around 1.0 for best performance.

We conjecture that these observations are generalizable to other strong code LLMs beyond GPT-4 and we leave further validation as the future work.

G Prompts

G.1 System Prompts

We use the system prompt

You are a professional assistant for programmers. By default, questions and answers are in Markdown format.

for normal questions, and the system prompt

You are a professional assistant for programmers. By default, questions and answers are in Markdown format. You are chatting with programmers, so please answer as briefly as possible.

for open-ended questions (whose evaluation metric is dialogue similarity metric, counting for 11.85%) to encourage succinct responses.

G.2 Prompt Templates by Models

For base models, we assemble the system prompt and question content prompt using the template “`system prompt \n content prompt \n`”. For finetuned models, we assemble the system prompt and question content prompt following each model family’s prompt template as shown in Table 11. Note that we did not provide any few shot examples in the prompt, i.e., the evaluation is zero shot.

H Examples

According to Appendix C, we partition the benchmark questions into five levels. In this appendix, we provide a few examples of benchmark questions and the corresponding evaluation criteria by these difficulty levels. Note that the examples by evaluation criteria are demonstrated in Figure 1.

Example of Level 1 Question.

- **Case ID:** 0-0-12
- **Area - Language:** Front-End - Javascript

Table 11: **Prompt templates used in InfiBench evaluation for finetuned models.** Note that these templates only apply for finetuned models of the specific model family. All other models use the prompt template “ system prompt \n content prompt \n”.

Model Family	Prompt Template
Qwen / 01.AI	<code>< im_start >system\n system prompt < im_end >\n</code> <code>< im_start >user\n content prompt < im_end >\n</code> <code>< im_start >assistant\n</code> <code>system prompt ### Instruction:\n content prompt \n### Response:\n</code>
DeepSeek Coder	<code>User: system prompt \n content prompt \n\nAssistant:</code>
DeepSeek LLM / DeepSeek MoE	<code>system prompt <reserved_106> content prompt <reserved_107></code>
Baichuan2	<code>< system >\n system prompt </s>< user >\n content prompt </s></code>
Zephyr	<code>system prompt \nQuestion: content prompt \n\nAnswer:</code>
OctoPack	<code>system prompt \n\n### Instruction:\n content prompt \n\n###</code>
WizardLM	<code>Response:</code>
Phi	<code>system prompt \n content prompt \n\nAnswer:</code>
Phi2	<code>Instruct: system prompt \n content prompt \nOutput:</code>
InternLM	<code>< User >: system prompt \n content prompt <eoh>\n< Bot >:</code>
Mistral Open	<code><s> system prompt \n content prompt [/INST]</code>
Magocoder	<code>You are an exceptionally intelligent coding assistant that consistently delivers accurate and reliable responses to user instructions.\n\n@@ Instruction\n content prompt \n\n@@ Response\n</code>
ChatGLM	<code>< system >\n system prompt < user >\n content prompt < assistant ></code>
Llama 2	<code><s>[INST] «SYS»\n system prompt \n«/SYS»\n\n content prompt [/INST]</code>
Llama 3	<code>< begin_of_text> < start_header_id >system< end_header_id >\n\n system prompt < eot_id >< start_header_id >user< end_header_id >\n\n content prompt < eot_id > < start_header_id >assistant< end_header_id >\n\n <start_of_turn>user\n system prompt \n content prompt \n<start_of_turn>model\n < endoftext >You are an exceptionally intelligent coding assistant that consistently delivers accurate and reliable responses to user instructions.\n\n### Instruction\n content prompt \n\n### Response\n</code>
gemma	
StarCoder2	

• Prompt:

The code below is perfect to send emails using node.js code/program.

However, I am still getting error ‘Error: Invalid login: 535-5.7.8 Username and Password not accepted’.

```

“‘javascript
var nodemailer = require('nodemailer');

var transporter = nodemailer.createTransport({
  service: 'gmail',
  auth: {
    user: 'haideryaqoobengr@gmail.com',
    pass: '*****'
  }
});

var mailOptions = {
  from: 'haideryaqoobengr@gmail.com',
  to: 'haideryaqoob720@gmail.com',
  subject: 'Sending Email using Node.js',
  text: 'That was easy!'
};

transporter.sendMail(mailOptions, function(error, info){

```

```

    if (error) {
        console.log(error);
    } else {
        console.log('Email sent: ' + info.response);
    }
});
'''

```

Could you tell me how to fix this?

Eval Script	GPT4 Reference Response (Score: 0.67)
<p>prompt_path: prompt_0-0-12.txt type: knowledge question-answering lang: javascript grading: keywords: - content: less secure app to_lower: true - content: app password to_lower: true - content: factor authentication to_lower: true The response will be converted into lowercase. Then, it will be matched to three key phrases, each accounting for 0.333 points: "less secure app"; "app password"; and "factor authentication".</p>	<p>The error message 'Error: Invalid login: 535-5.7.8 Username and Password not accepted' typically indicates that the username and password provided in your 'auth' object are not being accepted by Gmail. Here are some steps you can take to resolve this issue:</p> <ol style="list-style-type: none"> 1. **Check your username and password**: Make sure that the username (email address) and password you have provided are correct. Remember that passwords are case sensitive. 2. **Enable Less Secure Apps**: Google may block sign-in attempts from some apps or devices that do not use modern security standards. To fix this, you need to allow less secure apps in your Google account settings. Here is how you can do it: - Go to your Google Account. - On the left navigation panel, click Security. - On the bottom of the page, in the Less secure app access panel, click Turn on access. - If you don't see this setting, your administrator might have turned off less secure app account access. 3. **Use App Passwords**: If you have 2-Step Verification enabled for your Google Account, you might need to use an App Password instead of your regular password. An App Password is a 16-digit passcode that gives less secure apps or devices permission to access your Google Account. Here is how you can generate an App Password: - Go to your Google Account. - On the left navigation panel, click Security. - Under "Signing in to Google," click App Passwords. You might need to sign in again. - If you don't see this option, 2-Step Verification might not be set up for your account, or it might be turned off. - At the bottom, click Select app and choose the app you're using. - Click Select device and choose the device you're using. - Click Generate. - Follow the instructions to enter the App Password. The App Password is the 16-character code in the yellow bar on your device. - Click Done. Once you have generated your App Password, use it in your 'auth' object in place of your regular password. Remember to keep your App Password confidential. You should not share it with anyone or use it in any public scripts.

720

721 Example of Level 2 Question.

- **Case ID:** 2-7-432
- **Area - Language:** Back-End - PHP
- **Prompt:**

I run the php artisan make:auth command and I will explain step by step what I do after that to understand the scenario,

Login to a new session (example.com/home)
opened a new tab and pasted the URL, ie example.com/home.
Now 2 tabs are open with the same session.
I clicked logout from one of the tabs and it works perfectly fine
Then when I tried to logout from the other tab, it gave me an error saying "419 Page Expired" and it is going nowhere even after reloading.
The thing is, these kinds of scenarios may arise, and I don't want to see this error message, just logout after clicking logout, even if the session is expired.

Note: This issue is not because of not adding @csrf

722

Eval Script	GPT4 Reference Response (Score: 1.0)
id: 2-7-432 prompt_path: prompt_2-7-432.txt type: code completion lang: php grading: keywords: - 'redirect' - 'route' - 'login' The response will be matched to three key words, each accounting for 0.333 points: "redirect", "route", and "login".	<p>The error you're seeing is a result of Laravel's built-in CSRF protection. When you log out in one tab, the session is invalidated, and so the CSRF token associated with the session in the other tab is also invalidated. When you then try to log out in the other tab, Laravel can't find a valid CSRF token and so it returns a 419 error.</p> <p>One way to handle this is to catch the 'TokenMismatchException' in your exception handler and redirect the user to the login page. You can do this by adding the following code to the 'render' method in your 'App\Exceptions\Handler' class:</p> <pre> '''php public function render(\$request, Exception \$exception) if (\$exception instanceof \Illuminate\Session\TokenMismatchException) return redirect('/login'); return parent::render(\$request, \$exception); ''' </pre> <p>This way, if a 'TokenMismatchException' is thrown (which is what happens when a CSRF token is invalid), the user will be redirected to the login page instead of seeing the 419 error page.</p> <p>However, please note that this is a bit of a workaround and may not be the best solution for all cases. It's generally better to prevent this situation from happening in the first place by ensuring that users can't log out from multiple tabs. One way to do this could be to use JavaScript to disable the logout button after it's been clicked once.</p>

723

724 Example of Level 3 Question.

- **Case ID:** 1-3-198
- **Area - Language:** DS & ML - python
- **Prompt:**

I searched similar questions about reading csv from URL but I could not find a way to read csv file from google drive csv file.

My attempt:

```

'''python
import pandas as pd

url = 'https://drive.google.com/file/d/0B6GhBwm5vaB2ekdlZW5WZnppb28/view?usp=sharing'
dfs = pd.read_html(url)
'''

```

How can we read this file in pandas?

Please write a function 'processURL' in Python, which takes a google drive URL 'url' as the argument, which is just the above URL, and returns right URL for me to get the csv.

Function signature is: 'processURL(url)'

725

Eval Script	GPT4 Reference Response (Score: 0.0)
<pre> id: 1-3-198 prompt_path: prompt_1-3-198.txt type: code completion lang: python grading: unit_test: tests: - path: test/test_1-3-198.py only_longest: true Extract the longest code block from the response and run a unit test on it. </pre>	<pre> Sure, the function 'processURL' can be written as follows: “python def processURL(URL): file_id = url.split('/')[2] dwn_url='https://drive.google.com/uc?export=download&id=' + file_id return dwn_url “ This function works by splitting the URL at each slash and getting the second last element, which is the file id. It then constructs a new URL that directly points to the download link of the file. You can use this function in your code as follows: “python import pandas as pd url = 'https://drive.google.com/file/d/ 0B6GhBwm5vaB2ekd1ZW5WZnppb28/view?usp=sharing' url = processURL(URL) dfs = pd.read_csv(url) “ This will read the CSV file from the processed URL. </pre>

726

727 Example of Level 4 Question.

- **Case ID:** 3-12-536
- **Area - Language:** Mobile & Desktop - Dart
- **Prompt:**

How to create a rounded button with border-radius in Flutter?
Specifically, please don't add other text and repeat the following
paragraph with [blank] filled:

You can use [blank], [blank] and [blank] that are not deprecated button
themes.

You can change the [blank] property which placed in the [blank] property.

728

Eval Script	GPT4 Reference Response (Score: 0.2)
<pre> id: 3-12-536 prompt_path: prompt_3-12-536.txt type: knowledge question-answering lang: dart grading: max_score: 5.0 min_score: 0.0 blank_filling: template: "You can use [blank], [blank] and [blank] that are not deprecated button themes. You can change the [blank] property which placed in the [blank] property." blank_str: "[blank]" targets: - content: or: - content: content: "ElevatedButton" to_lower: true - content: content: "OutlinedButton" to_lower: true - content: content: "TextButton" to_lower: true - content: or: - content: content: "ElevatedButton" to_lower: true - content: content: "OutlinedButton" to_lower: true - content: content: "TextButton" to_lower: true - content: or: - content: content: "ElevatedButton" to_lower: true - content: content: "OutlinedButton" to_lower: true - content: content: "TextButton" to_lower: true - "shape" - "style" There are five blanks to be filled by the response. Each blank has a list of targetted words to much (lowercase much) and each yields 0.2 point. </pre>	<p>You can use 'TextButton', 'ElevatedButton', and 'OutlinedButton' that are not deprecated button themes. You can change the 'shape' property which is placed in the 'style' property.</p> <p>Here is an example of how to create a rounded button with border-radius in Flutter:</p> <pre> dart TextButton(style: TextButton.styleFrom(shape: RoundedRectangleBorder(borderRadius: BorderRadius.circular(30.0),),), onPressed: () , child: Text('TextButton'),), ElevatedButton(style: ElevatedButton.styleFrom(shape: RoundedRectangleBorder(borderRadius: BorderRadius.circular(30.0),),), onPressed: () , child: Text('ElevatedButton'),), OutlinedButton(style: OutlinedButton.styleFrom(shape: RoundedRectangleBorder(borderRadius: BorderRadius.circular(30.0),),), onPressed: () , child: Text('OutlinedButton'),), </pre> <p>In the above code, 'shape' is a property that is placed in the 'style' property. It is used to change the shape of the button. 'RoundedRectangleBorder' is used to make the button's corners rounded. The 'borderRadius' property is used to specify the radius of the corners. The 'BorderRadius.circular(30.0)' function is used to create a border radius of 30.0.</p>

729

730 Example of Level 5 Question.

- **Case ID:** 2-10-492
- **Area - Language:** Back-End - Rust
- **Prompt:**

I am creating a dapp where multiple users can deposit SOL into an event account, and depending on whoever wins the event, they can redeem SOL back to their wallet.

How can I transfer native SOL (not any other spl-token) directly into the event account's vault address in an anchor smart contract instruction? Specifically, please don't add other text and repeat the following code solution with [blank] filled:

```

'''

```

```

    let ix = anchor_lang::solana_program::system_instruction::transfer(
        &[blank],
        &[blank],
        amount,
    )

```

731

```

    );
    anchor_lang::solana_program::program::invoke(
        &ix,
        &[
            [blank],
            [blank],
        ],
    );
}

```

Eval Script	GPT4 Reference Response (Score: 0.0)
<pre> id: 2-10-492 prompt_path: prompt_2-10-492.txt type: knowledge question-answering lang: rust grading: max_score: 4.0 min_score: 0.0 blank_filling: template: "" let ix = anchor_lang::solana_program:: system_instruction::transfer(&[blank], &[blank], amount,); anchor_lang::solana_program::program:: invoke(&ix, &[[blank], [blank],],); "" blank_str: "[blank]" targets: - "ctx.accounts.from.key()" - "ctx.accounts.to.key()" - "ctx.accounts.from.to_account_info()" - "ctx.accounts.to.to_account_info()" A code completion problem where all four blanks have a unique answer to match, each equally worth 0.25 points. </pre>	<p>Sure, here is the code snippet with the blanks filled:</p> <pre> ""rust let ix = anchor_lang::solana_program:: system_instruction::transfer(from_pubkey, // the sender's public key to_pubkey, // the recipient's public key amount,); anchor_lang::solana_program::program::invoke(&ix, &[from_account, // the sender's account to_account, // the recipient's account],); "" </pre> <p>In this code:</p> <ul style="list-style-type: none"> - 'from_pubkey' is the public key of the sender's account. - 'to_pubkey' is the public key of the recipient's account. - 'amount' is the amount of SOL to transfer. - 'from_account' is the sender's account. - 'to_account' is the recipient's account.

732