
Supplementary material: Training deep learning based denoisers without ground truth data

Shakarim Soltanayev Se Young Chun
Department of Electrical Engineering
Ulsan National Institute of Science and Technology (UNIST)
Ulsan, Republic of Korea
{shakarim,sychun}@unist.ac.kr

Table S1: Results of denoising methods on both BSD68 and Set12 datasets combined (performance in dB). For the DnCNN-BM3D method, the network was trained by optimizing the MSE between BM3D-denoised images and the output images of DnCNN. This method achieved the worst performance among all denoisers.

Methods	BM3D	DnCNN-BM3D	DnCNN-SURE	DnCNN-SURE-T	DnCNN-MSE-GT
$\sigma = 25$	28.77	28.70	29.14	29.17	29.38
$\sigma = 50$	25.78	25.56	26.04	26.06	26.35
$\sigma = 75$	24.30	24.17	24.37	24.44	24.76

Table S2: Results of denoising methods at low noise levels on the Set12 dataset (performance in dB).

Methods	BM3D	DnCNN-SURE	DnCNN-MSE-GT
$\sigma = 5$	38.03	38.16	38.23
$\sigma = 10$	34.37	34.58	34.72
$\sigma = 15$	32.36	32.36	32.78

Table S3: Results of denoising methods at low noise levels on the BSD68 dataset (performance in dB).

Methods	BM3D	DnCNN-SURE	DnCNN-MSE-GT
$\sigma = 5$	37.56	37.81	37.87
$\sigma = 10$	33.38	33.72	33.82
$\sigma = 15$	31.07	31.34	31.66




Figure S1: Denoising results of an image from the BSD68 dataset at $\sigma=25$. Deep learning based methods yielded sharper images compared to BM3D.



(a) Noisy image / 14.76dB



(b) BM3D / 27.19dB



(c) DnCNN-BM3D / 25.30dB



(d) DnCNN-SURE / 24.86dB

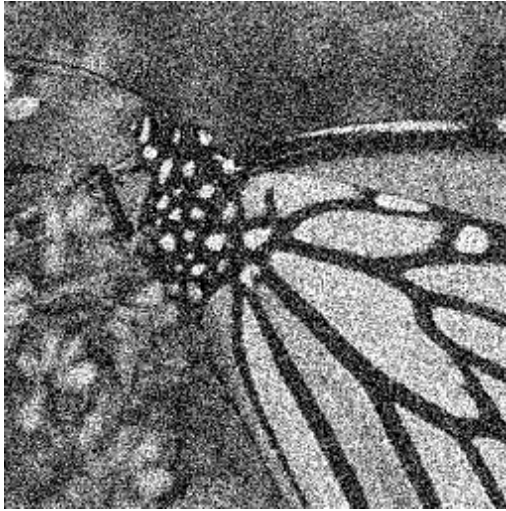


(e) DnCNN-SURE-T / 25.23dB



(f) DnCNN-MSE-G / 26.17dB

Figure S2: Denoising results of “Barbara” image at $\sigma=50$. BM3D yielded exceptionally good performance on this image owing to many repeated patterns. It even outperformed DnCNN-MSE-G for this special case.



(a) Noisy image / 14.15dB



(b) BM3D / 25.78dB



(c) DnCNN-BM3D / 25.66dB



(d) DnCNN-SURE / 26.50dB



(e) DnCNN-SURE-T / 26.53dB



(f) DnCNN-MSE-G / 26.95dB

Figure S3: Denoising results of “Monarch” image at $\sigma=50$. Deep learning based methods yielded sharper images compared to the BM3D.




Figure S4: Denoising results of an image from the BSD68 dataset at $\sigma=75$. Deep learning based methods yielded sharper images compared to the BM3D.