
Large Language Models as Commonsense Knowledge for Large-Scale Task Planning

Anonymous Author(s)

Affiliation

Address

email

Appendix

1

2 A Experimental environments

3 We use the VirtualHome simulator [1] to evaluate our approach as well as the baseline methods.
4 VirtualHome is a 3D household environment with partial observation, large action space, and long
5 planning horizon. It contains hundreds of interactive objects and containers, allowing it to perform
6 various household object rearrangement tasks. This section introduces details of the tasks, the goal
7 specifications, the actions, and the observations in our experimental settings.

8 A.1 List of objects, containers, surfaces, and rooms in the apartment

9 We list all the objects that are included in our experimental environment. Here, we can put *moveable*
10 *objects* into the *Containers* or on the *Surfaces*. The *Containers* and *Surfaces* are located at a *Room* in
11 the apartment.

- 12 • *Containers*: bathroom cabinet, kitchen cabinet, bathroom counter, fridge, oven, dishwasher,
13 microwave, stove, bathroom cabinet
- 14 • *Surfaces*: bed, bookshelf, cabinet, coffee table, cutting board, floor, fryingpan, kitchen
15 counter, kitchen table, nightstand, sofa, stove
- 16 • *moveable objects*: alcohol, apple, banana, bar soap, bell pepper, boardgame, book, box,
17 bread slice, bucket, candle, candy bar, carrot, cellphone, cereal, chicken, Chinese food,
18 chips, chocolate syrup, clock, clothes pants, clothes pile, clothes shirt, coatrack, coffeepot,
19 condiment bottle, condiment shaker, cooking pot, crackers, crayons, creamy buns, cupcake,
20 cutlery fork, cutlery knife, cutlets, cutting board, dish bowl, dishwashing liquid, face cream,
21 folder, fryingpan, glasses, globe, hair product, hanger, juice, keyboard, lime, lotion bottle,
22 magazine, milk, milkshake, minced meat, mouse, mug, notes, oven tray, pancake, paper,
23 pear, pie, pillow, plate, plum, poundcake, pudding, radio, remote control, salad, salmon,
24 slippers, sports ball, sundae, teddybear, toilet paper, toothbrush, toothpaste, towel, towel
25 rack, toy, washing sponge, water glass, whipped cream, wine, wineglass
- 26 • *Rooms*: bedroom, bathroom, living room, kitchen.

27 A.2 Tasks

28 We use the object rearrangement tasks for evaluation. The task is to search for one or more objects in
29 the house and move them to the desired positions. We use natural language as the interface to specify
30 the tasks. Thus, the agent should take as input the natural language instruction and observations, and
31 then output actions.

32 The tasks are randomly sampled from different distributions. We define various types of object
33 rearrangement tasks for evaluation:

- 34 • *Simple*: this task is to move one object in the house to the desired location. The combination
35 of the object and desired location has appeared in the training dataset.
- 36 • *Novel Simple*: this task is to move one object in the house to the desired location. The
37 combination of the object and desired location has **not** appeared in the training dataset.
- 38 • *Comp.*: this task is composed of 2 *Simple* tasks, moving more than one object in the house
39 to their desired location. This kind of task has a longer planning horizon as it requires
40 moving multiple objects to complete. The combinations of *Simple* tasks have appeared in
41 the training dataset.
- 42 • *Novel Comp. (2)*: this task is composed of 2 *Simple* tasks, moving more than one object in
43 the house to their desired location. The combinations of *Simple* tasks have not appeared in
44 the training dataset.
- 45 • *Novel Comp. (3)*: this task is composed of 3 *Simple* tasks, moving more than one object in
46 the house to their desired location. This kind of task has the longest planning horizon. The
47 combinations of *Simple* tasks have not appeared in the training dataset.

48 We also have different household environments:

- 49 • *Seen Apartment*: the map of the apartment is shown in Figure 1. These household environ-
50 nments are the same as the ones in the training set, while the object positions are randomly
51 initialized according to a pre-defined commonsense distribution in VirtualHome [1].
- 52 • *Unseen Apartment*: the map of the apartment is shown in Figure 2. These household
53 environments are not the same as the ones in the training set. The object positions are also
54 sampled from a different pre-defined commonsense distribution in VirtualHome [1].



Figure 1: The map of the *seen apartments* in our setting. These household environments are the same as the ones in the training set, while the object positions are randomly initialized according to a commonsense distribution.

55 A.3 Goal specification

56 Similar to prior works [2], we define the goal in the VirtualHome system by a set of predicates. For
57 instance, a goal can be defined by $Inside(apple, fridge):2; Inside(plate, dishwasher):1$, meaning “put
58 two apples inside the fridge and put one plate inside the dishwasher.” For *Simple* and *Novel Simple*
59 tasks, it only requires moving one object, while *Comp.* and *Novel Comp.* have more than one object
60 to move.

61 A.4 Actions

62 In VirtualHome, the agent is able to navigate in the environment, grab an object, put an object inside
63 the containers (e.g., fridge) or on the surfaces (e.g., table), open and close the container, etc. The




Figure 2: The map of the *unseen apartments* in our setting. These household environments are not the same as the ones in the training set. The object positions are also sampled from a different commonsense distribution.

64 actions in VirtualHome are grounded to moveable objects, containers, or rooms in the environment.
 65 For example, `Open(5)` is to open an object with index (5). The list of available actions in our setting
 66 are listed below:

- 67 • `Walk(<item>)`: walk to the `<item>`. The `<item>` can be a moveable object, a container,
 68 or a room. The precondition of this action is that the `<item>` is visible. The effect of this
 69 action is that the agent is close to the `<item>` if the `<item>` is an object or inside the `<item>`
 70 if the `<item>` is a room. The action is translated into the sentence “walk to the `<name of`
 71 `item>`” when feeding into LLMs.
- 72 • `Open(<item>)`: open the `<item>`. The `<item>` can be a moveable object or a container.
 73 The precondition of this action is that the agent should be close to `<item>`. The effect of
 74 this action is that the `<item>` is opened. The action is translated into the sentence “open the
 75 `<name of item>`” when feeding into LLMs.
- 76 • `Close(<item>)`: close the `<item>`. The `<item>` can be a moveable object or a container.
 77 The precondition of this action is that the agent should be close to `<item>`. The effect of
 78 this action is that the `<item>` is closed. The action is translated into the sentence “close the
 79 `<name of item>`” when feeding into LLMs.
- 80 • `Grab(<item>)`: grab the `<item>`. The `<item>` should be a moveable object. The precon-
 81 dition of this action is that the agent should be close to the `<item>`, and the agent is not
 82 holding any objects. The effect of this action is that the agent will hold the `<item>`. The
 83 action is translated into the sentence “grab the `<name of item>`” when feeding into LLMs.
- 84 • `PutIn(<item1>, <item2>)`: put the moveable object `<item1>` inside the container
 85 `<item2>`. The precondition of this action is that the agent should be close to the `<item2>`
 86 and holding `<item1>`. The effect of this action is that the agent is not holding any objects,
 87 and the `<item1>` is inside the `<item2>`. The action is translated into the sentence “put the
 88 `<name of item1>` inside the `<name of item2>`” when feeding into LLMs.
- 89 • `PutBack(<item1>, <item2>)`: put the moveable object `<item1>` on the surface
 90 `<item2>`. The precondition of this action is that the agent should be close to the `<item2>`
 91 and holding `<item1>`. The effect of this action is that the agent is not holding any objects,
 92 and the `<item1>` is on the `<item2>`. The action is translated into the sentence “put the
 93 `<name of item1>` on the `<name of item2>`” when feeding into LLMs.

94 A.5 Observations

95 We use the same representation as [2] for partial observation. The observation is a list of visible
 96 objects and relationships between those objects. Each object or container has a state: *open* or *close*.
 97 The fine-tuned GPT2 policy [2] also uses the 3d coordinates of the object. We also use relationships

98 to connect different objects, such as `Inside(apple, fridge)`. Those relationships are translated
99 to natural language descriptions when feeding into LLMs, such as “an apple is inside the fridge.”

100 **B Data gathering**

101 Similar to prior works [3, 2], we collect expert trajectories in VirtualHome using regression planning
102 with handcrafted heuristics¹. The expert has full observation of the environment. Given the goal
103 predicates and full observation, the agent will use the handcrafted heuristics for each task to effectively
104 search for the solutions. The expert also has a handcrafted mechanism for compositional tasks to
105 decompose one task into subtasks and finish them progressively. For each trajectory, we include the
106 goal predicates (used by the VirtualHome system and the expert agent), the goal instruction (used by
107 the agent), the partial observation for each time step (not used by the expert agent, the expert agent
108 uses full observation), and the expert actions.

109 **C Implementation details of belief in LLM-MCTS**

110 This section introduces our implementation details for the belief of states in GPT3.5-MCTS. The
111 source code will be released at <https://llm-mcts.github.io> before the publication.

112 **C.1 State representation**

113 We represent the states by a list of objects and their relationships. Each object has a unique name
114 and id in the simulator, as well as the state of the object. We use the same unique name and id in our
115 state representation. The relationships connect different objects, containers, surfaces, and rooms. The
116 VirtualHome contains 59 different types of relationships, including `Inside`, `On`, `Close`, `Facing`,
117 etc. We use the same type of relationships in our state representation.

118 **C.2 Belief**

119 The belief of the state also contains a list of objects and their relationships. However, we parameterize
120 the relationships by a vector, representing the probability that the relationship is true. This vector is
121 affiliated with the object representation. For simplicity, we only include the relationships `Inside`,
122 `On` in our belief, as we only query LLM about the object positions to build up the commonsense
123 belief of the state.

124 When building up a state’s belief, we query LLM to predict the position of each moveable object,
125 container, and surface. The position of a moveable object is specified by the relationships (i.e.,
126 `Inside` or `On`) between itself and a container or surface. The position of a container or a surface
127 is specified by its relationship (i.e., `Inside`) to the room. We use sampling to approximate the
128 distribution of the position. The moveable objects’ belief of position is represented by a vector whose
129 dimension is the same as the total number of containers and surfaces in the house. Each vector entry
130 denotes the probability that whether the object is inside a specific container or on a specific surface is
131 true. When asking LLM to predict the object positions, we asked LLM for M times and received
132 multiple responses from LLM. We then count each entry’s total number of predictions and normalize
133 them to become a probability distribution. We initialize the value of other unsampled entries in the
134 vector by a lower bound of the probability 1×10^{-3} to ensure that the model will not eliminate other
135 possibilities when the commonsense model is wrong.

136 The agent will receive new observations to update their belief when interacting with the environment.
137 We will first predict the next state of the agent by the transition function and then update the belief of
138 the object positions by new observations. Suppose the object is inside the current observation. In that
139 case, the other entry of the relations between objects will be masked out by zero, and the entry of the
140 relationships in observation will be replaced by the value of one. However, if a relationship is not
141 inside the observation, the value of the corresponding entry will be replaced by zero, and the vector
142 will be normalized again.

¹Their implementation is available at the GitHub repository: https://github.com/xavierpuigf/watch_and_help.git

143 D Visualized examples

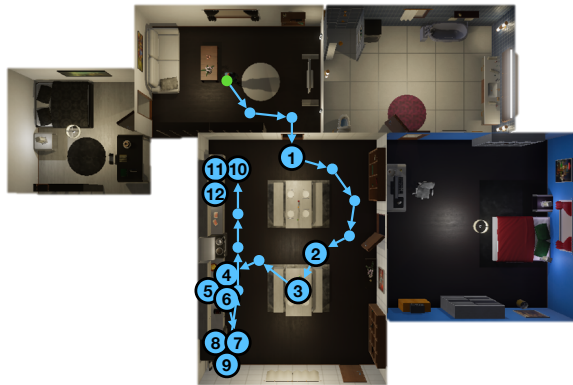
144 We provide a set of successful (shown in Figure 3) and failed trajectories (shown in Figure 4) to give
145 a better understanding of the tasks and our method. Policy, model, and translation errors are the
146 primary causes of failures. Among these, policy errors are responsible for the majority of the failures.
147 Often time, the policy produces unreasonable behaviors that mislead the search procedure. For
148 example, it usually outputs inadmissible actions, such as “walk to the cutlery fork” where the “cutlery
149 fork” is not in the observation (shown in Figure 4 (a)). It also produces back-and-forth behaviors,
150 resulting in an unreasonable heuristic and slowing the search procedure. For example, when putting
151 objects inside the microwave, it is sometimes struck by repeatedly opening and closing the microwave.
152 For model error, the predicted positions of objects are not always correct. Since a random rollout
153 policy is employed, incorrect object states can result in higher Q -values than correct states, leading
154 to misguided exploration (shown in Figure 4 (b)). The wrong translation also compromises the
155 performance as we translate the response from LLM to admissible action or object names to ensure
156 executability. This is caused in part by the VirtualHome environments, as the policy might not
157 understand the underlying logic of the actions in VirtualHome, such as you have to walk close to
158 interact with the object. Thus, if the LLM outputs “open fridge” but is not close enough to the fridge,
159 the action will be translated to other admissible actions (“open fridge” is not inside the admissible
160 actions for this case as it is invalid due to the setting of VirtualHome).

161 E Prompts

162 One example prompt for the LLM policy is shown in Listing 1. The exact prompt we used for
163 building up the commonsense belief is shown in Listing 2. Please note that the final question in
164 Listing 2 is one example of the questions for demonstration.

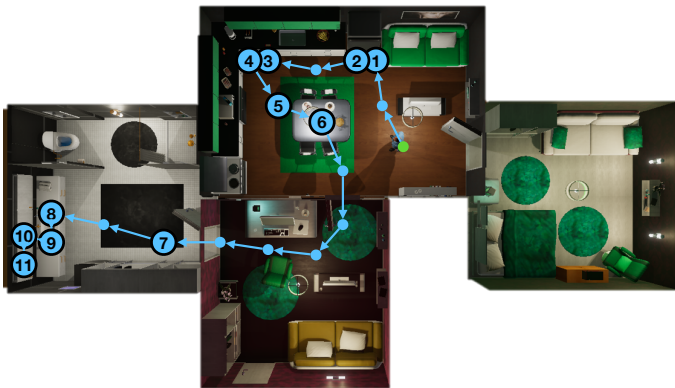
165 References

- 166 [1] X. Puig, K. Ra, M. Boben, J. Li, T. Wang, S. Fidler, and A. Torralba, “Virtualhome: Simulating
167 household activities via programs,” in *Proceedings of the IEEE Conference on Computer Vision
168 and Pattern Recognition*, 2018, pp. 8494–8502.
- 169 [2] S. Li, X. Puig, C. Paxton, Y. Du, C. Wang, L. Fan, T. Chen, D.-A. Huang, E. Akyürek, A. Anand-
170 kumar *et al.*, “Pre-trained language models for interactive decision-making,” *Advances in Neural
171 Information Processing Systems*, vol. 35, pp. 31 199–31 212, 2022.
- 172 [3] X. Puig, T. Shu, S. Li, Z. Wang, Y.-H. Liao, J. B. Tenenbaum, S. Fidler, and A. Torralba,
173 “Watch-and-help: A challenge for social perception and human-ai collaboration,” *arXiv preprint
174 arXiv:2010.09890*, 2020.



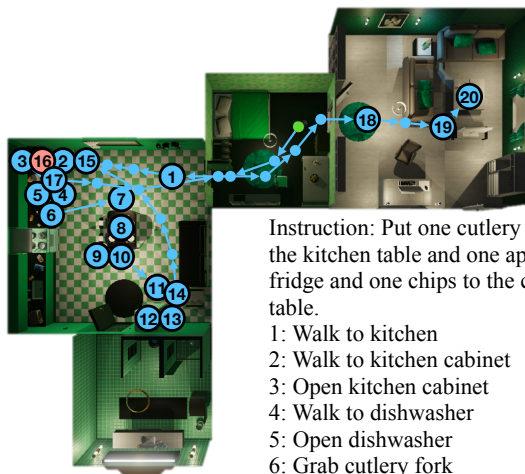
Instruction: Put one plate inside the kitchen cabinet and one chicken inside microwave.

- 1: Walk to kitchen
- 2: Walk to plate
- 3: Grab plate
- 4: Walk to kitchen cabinet
- 5: Open kitchen cabinet
- 6: Put plate inside kitchen cabinet
- 7: Move fridge
- 8: Open fridge
- 9: Grab chicken
- 10: Walk to microwave
- 11: Open microwave
- 12: Put chicken inside microwave



Instruction: Put one apple on the kitchen table and one toothbrush inside the bathroom cabinet.

- 1: Walk to fridge
- 2: Open fridge
- 3: Walk to apple
- 4: Grab apple
- 5: Walk to kitchen table
- 6: Put apple on kitchen table
- 7: Walk to bathroom
- 8: Walk to toothbrush
- 9: Grab toothbrush
- 10: Open bathroom cabinet
- 11: Put toothbrush inside bathroom cabinet



Instruction: Put one cutlery fork on the kitchen table and one apple to the fridge and one chips to the coffee table.

- 1: Walk to kitchen
- 2: Walk to kitchen cabinet
- 3: Open kitchen cabinet
- 4: Walk to dishwasher
- 5: Open dishwasher
- 6: Grab cutlery fork

- 7: Walk to kitchen table
- 8: Put cutlery fork on kitchen table
- 9: Walk to apple
- 10: Grab apple
- 11: Walk fridge
- 12: Open fridge
- 13: Put apple inside fridge
- 14: Close fridge
- 15: Walk to kitchen cabinet
- 16: Open kitchen cabinet (Failed)
- 17: Grab chips
- 18: Walk to living room
- 19: Walk to coffee table
- 20: Put chips on coffee table

Figure 3: Successful examples

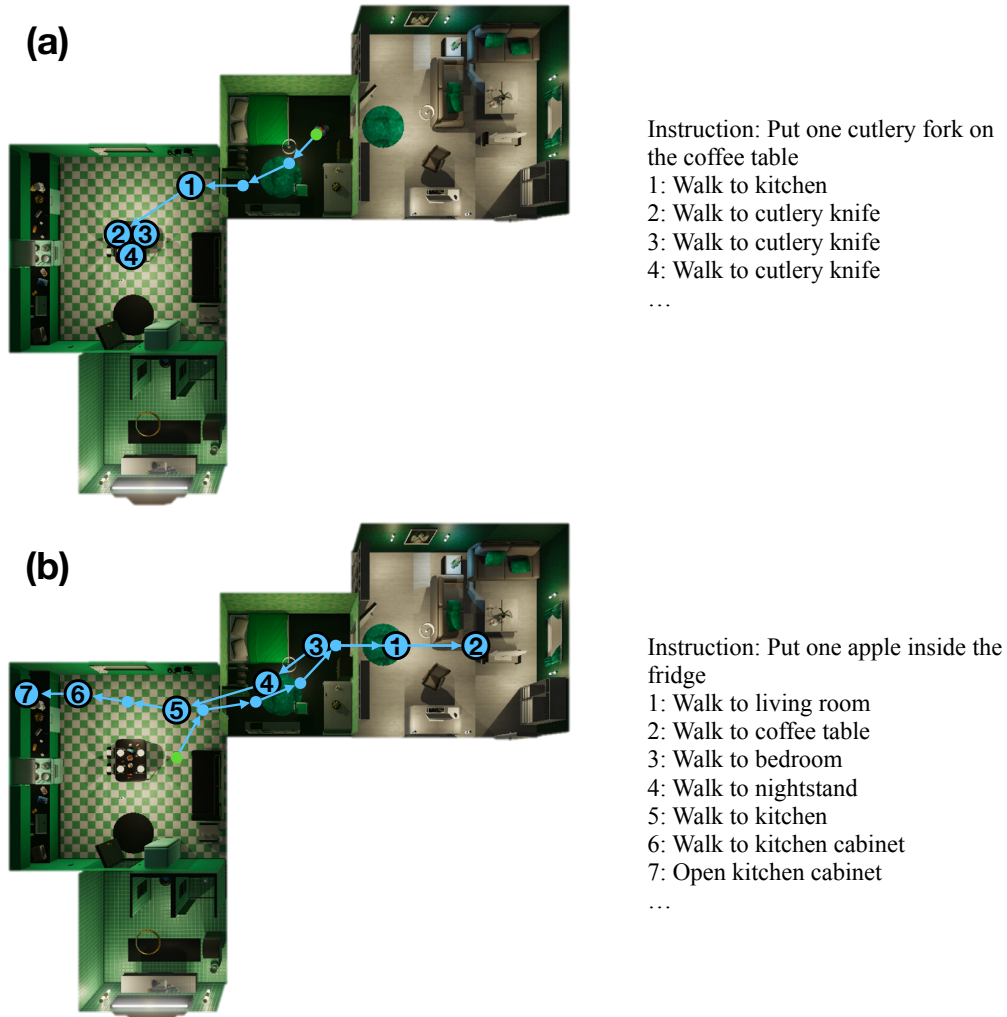


Figure 4: Failed examples. (a) Policy error and translation error. LLM outputs walk to the cutlery fork, but the cutlery fork is not in observation. We use embeddings to evaluate the most similar valid actions. Therefore it translates the action to one similar action “walk to cutlery knife.” The action has an incorrect semantic meaning and causes failure. (b) model error. The LLM predicts the apple is on the nightstand in the bedroom and on the coffee table in the living room. As we are using random rollout to get the estimation of the reward, there will be situations when the incorrect actions result in a higher estimated Q value, thereby misleading the exploration.

Listing 1 Example prompt for the heuristic policy

You need to generate a high-level plan for completing a household task using the allowed actions and visible objects.

Allowed actions: walk to <object>, walk to <room>, walk to <container>, walk to <surface>, grab <object>, open <container>, close <container>, put <object> on <surface>, put <object> inside <container>.

Rooms in the house: bedroom, bathroom, living room, kitchen

You need to strictly follow the format in the following examples:

Goal: Put one apple inside the fridge

Completed actions: walk to the kitchen, walk to the apple

Current Observation: a kitchen table is inside the kitchen, a kitchen counter is inside the kitchen, an apple is on the kitchen counter, a plate is on the kitchen table, a banana is on the kitchen counter, a fridge is inside the kitchen and fridge is closed, a kitchen cabinet is inside the kitchen and kitchen cabinet is closed, a cutlery knife is on the kitchen table, a microwave is inside the kitchen and microwave is closed, a dishwasher is inside the kitchen and dishwasher is closed.

Next actions: grab the apple, walk to the fridge, open the fridge, put the apple inside the fridge, close the fridge, done.

Now, finish the next following task.

Goal: Put one apple on the kitchen table

Completed actions: walk to the kitchen

Current observation: a kitchen table is inside the kitchen, an apple is on the kitchen table, a kitchen counter is inside the kitchen, an apple is on the kitchen counter, a cutlery knife is on the kitchen counter, a fridge is inside the kitchen and fridge is closed, a kitchen cabinet is inside the kitchen and kitchen cabinet is closed, a kitchen table is inside the kitchen, a plate is on the kitchen table, a pounding cake is on the kitchen table, a microwave is inside the kitchen and microwave is closed, a dishwasher is inside the kitchen and dishwasher is closed.

Next actions:

Listing 2 Example prompt for the commonsense world model

You need to predict the positions of the moveable objects, containers, and surfaces in the apartment according to the commonsense.

Rooms in the apartment: bedroom, bathroom, living room, kitchen.

Containers in the apartment: bathroom cabinet, kitchen cabinet, bathroom counter, fridge, oven, dishwasher, microwave, stove, bathroom cabinet.

Surfaces in the apartment: bed, bookshelf, cabinet, coffee table, cutting board, floor, fryingpan, kitchen counter, kitchen table, nightstand, sofa, stove.

You need to strictly follow the format in the following examples:

Question: what are the possible positions of strawberry?

Answer: Inside fridge, On kitchen table.

Question: what are the possible positions of soap?

Answer: On bathroom counter.

Question: what are the possible positions of water cup?

Answer: On kitchen table, Inside dishwasher.

Now, answer the next following question.

Question: what are the possible positions of apple?

Answer:
